

Coarse differentiation of quasi-isometries I: Spaces not quasi-isometric to Cayley graphs

By ALEX ESKIN, DAVID FISHER, and KEVIN WHYTE

Abstract

In this paper, we prove that certain spaces are not quasi-isometric to Cayley graphs of finitely generated groups. In particular, we answer a question of Woess and prove a conjecture of Diestel and Leader by showing that certain homogeneous graphs are not quasi-isometric to a Cayley graph of a finitely generated group.

This paper is the first in a sequence of papers proving results announced in our 2007 article “Quasi-isometries and rigidity of solvable groups.” In particular, this paper contains many steps in the proofs of quasi-isometric rigidity of lattices in Sol and of the quasi-isometry classification of lamplighter groups. The proofs of those results are completed in “Coarse differentiation of quasi-isometries II; Rigidity for lattices in Sol and Lamplighter groups.” The method used here is based on the idea of *coarse differentiation* introduced in our 2007 article.

1. Introduction and statements of rigidity results

For any group Γ generated by a subset S , one has the associated Cayley graph, $C_\Gamma(S)$. This is the graph with vertex set Γ and edges connecting any pair of elements that differ by right multiplication by a generator. There is a natural Γ action on $C_\Gamma(S)$ by left translation. By giving every edge length one, the Cayley graph can be made into a (geodesic) metric space. The distance on Γ viewed as the vertices of the Cayley graph is the *word metric*, defined via the norm

$$\|\gamma\| = \inf\{\text{length of a word in the generators } S \text{ representing } \gamma \text{ in } \Gamma\}.$$

Different sets of generators give rise to different metrics and Cayley graphs for a group, but one wants these to be equivalent. The natural notion of equivalence in this category is *quasi-isometry*.

Definition 1.1. Let (X, d_X) and (Y, d_Y) be metric spaces. Given real numbers $\kappa \geq 1$ and $C \geq 0$, a map $f : X \rightarrow Y$ is called a (κ, C) -*quasi-isometry* if

1. $\frac{1}{\kappa}d_X(x_1, x_2) - C \leq d_Y(f(x_1), f(x_2)) \leq \kappa d_X(x_1, x_2) + C$ for all x_1 and x_2 in X ; and
2. the C neighborhood of $f(X)$ is all of Y .

This paper begins the proofs of results announced in [EFW07] by developing the technique of *coarse differentiation* first described there. Proofs of some of the results in [EFW07] are continued in [EFW]. Even though quasi-isometries have no local structure and conventional derivatives do not make sense, we essentially construct a “coarse derivative” that models the large scale behavior of the quasi-isometry.

A natural question that has arisen in several contexts is whether there exist spaces not quasi-isometric to Cayley graphs. This is uninteresting without some assumption on homogeneity on the space, since Cayley graphs clearly have transitive isometry group. In this paper we prove that two types of spaces are not quasi-isometric to Cayley graphs. The first are nonunimodular three dimensional solvable groups that do not admit left invariant metrics of nonpositive curvature. The second are the Diestel-Leader graphs, homogeneous graphs first constructed in [DL01] where it was conjectured that they were not quasi-isometric to any Cayley graph. We prove this conjecture, thereby answering a question raised by Woess in [SW90], [Wor07].

Our work is also motivated by the program initiated by Gromov to study finitely generated groups up to quasi-isometry [Gro81], [Gro84], [Gro93]. Much interesting work has been done in this direction; see, e.g., [Esk98], [EF97], [FM98], [FM99], [FM00a], [FS96], [KL97], [MSW03], [Pan89b], [Sch95], [Sch96], [Sha04], [Wor07]. For a more detailed discussion of history and motivation, see [EFW07].

We state our results for solvable Lie groups first as it requires less discussion.

THEOREM 1.2. *Let $\text{Sol}(m, n) = \mathbb{R} \ltimes \mathbb{R}^2$ be a solvable Lie group where the \mathbb{R} action on \mathbb{R}^2 is defined by $z \cdot (x, y) = (e^{mz}x, e^{-nz}y)$ for $m, n \in \mathbb{R}^+$ with $m > n$. Then there is no finitely generated group Γ quasi-isometric to $\text{Sol}(m, n)$.*

If $m > 0$ and $n < 0$, then $\text{Sol}(m, n)$ admits a left invariant metric of negative curvature. The fact that there is no finitely generated group quasi-isometric to G in this case, provided $m \neq n$, is a result of Kleiner [Kle]; see also [Pan89a]. When $m = n$, the group $\text{Sol}(n, n)$ contains cocompact lattices which are (obviously) quasi-isometric to $\text{Sol}(n, n)$. In the sequel to this paper we prove that any group quasi-isometric to $\text{Sol}(n, n)$ is virtually a lattice in $\text{Sol}(n, n)$ [EFW]. Many of the partial results in this paper hold for $m \geq n$ and are used in that paper as well. Note that the assumption $m \geq n$ is only to fix orientation and that the case $m < n$ can be reduced to this one by changing coordinates.

We also obtain the following, which is an immediate corollary of [FM00a, Th. 5.1] and Theorem 2.1 below.

THEOREM 1.3. *Sol(m, n) is quasi-isometric to Sol(m', n') if and only if $m'/m = n'/n$.*

Before stating the next results, we recall a definition of the Diestel-Leader graphs, $DL(m, n)$. In this setting, $m, n \in \mathbb{Z}^+$ and we assume $m \geq n$. Let T_1 and T_2 be regular trees of valence $m + 1$ and $n + 1$ respectively. Choose orientations on the edges of T_1 and T_2 so that each vertex has n (resp. m) edges pointing away from it. This is equivalent to choosing ends on these trees. We can view these orientations as defining height functions f_1 and f_2 on the trees (the Busemann functions for the chosen ends). If one places the point at infinity determining f_1 at the bottom of the page and the point at infinity determining f_2 at the top of the page, then the trees can be drawn as

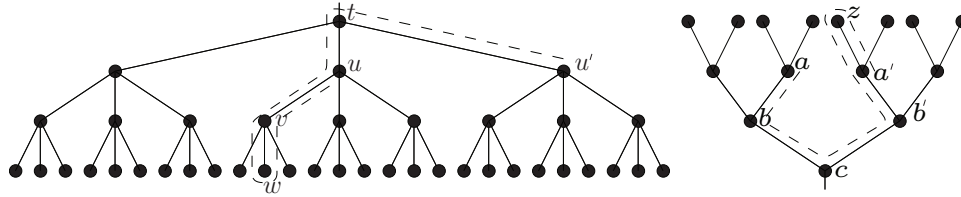


Figure 1. The trees for $DL(3, 2)$. Figure borrowed from [PGS06].

The graph $DL(m, n)$ is the subset of the product $T_1 \times T_2$ defined by $f_1 + f_2 = 0$. There is strong analogy with the geometry of solvable groups which is made clear in Section 3.

THEOREM 1.4. *There is no finitely generated group quasi-isometric to the graph $DL(m, n)$ for $m \neq n$.*

For $n = m$, the Diestel-Leader graphs arise as Cayley graphs of lamplighter groups $\mathbb{Z} \wr F$ for $|F| = n$. This observation was apparently first made by R. Moeller and P. Neumann [Moe11] and is described explicitly, from two slightly different points of view, in [Woe05] and [Wor07]. In [EFW] we classify lamplighter groups up to quasi-isometry and prove that any group quasi-isometric to a lamplighter group is a lattice black in $\text{Isom}(DL(n, n))$ for some n . As discussed above, many of the technical results in this paper are used in those proofs.

We also obtain the following analogue of Theorem 1.3.

THEOREM 1.5. *If $m \neq n$, then $DL(m, n)$ is quasi-isometric to $DL(m', n')$ if and only if m and m' are powers of a common integer, n and n' are powers of a common integer, and $\log m' / \log m = \log n' / \log n$.*

Unlike Theorem 1.3, the case of this theorem where $m = n$ is not proven in this paper. This version of the statement is only proven in [EFW]. The case

when $m = n$ here requires additional arguments. For solvable groups, $\text{Sol}(n, n)$ is always quasi-isometric to $\text{Sol}(n', n')$ for all n and n' . As indicated by the statement of the theorem, this is not true for $\text{DL}(n, n)$ and $\text{DL}(n', n')$ which are only quasi-isometric when n and n' are powers of a common integer.

The coarse differentiation approach is closely related to results proved the method of the “iterated midpoint” which is well known in the theory of Banach spaces; see, e.g., [Bou87], [BL00], [JLS96], [Mat99], [Pre90], [BJL⁺99]. Some results of some of those papers also have a similar flavor, resulting in points where a map between Banach spaces is ϵ -Fréchet differentiable; i.e., that the map is sublinear distance from an affine map at some scale. The main difference in proofs is that in our setting it is possible to average the inequality as described in Section 4.2 to obtain some control on a set of large (but not full) measure.

Acknowledgements. The first author partially supported by NSF grant DMS-0244542, the second author was partially supported by NSF grants DMS-0226121 and DMS-0541917, and the third author was partially supported by NSF grant DMS-0349290 and a Sloan Foundation Fellowship. The first two named authors would also like to thank the Institute of Advanced Study at Princeton and the math departments at ENS-Paris and Paris-Orsay for hospitality while this paper was being completed. The authors also thank Russ Lyons for useful conversations concerning Diestel-Leader graphs and Jen Taback for comments on an early version of the manuscript.

2. Quasi-isometries are height respecting

A typical step in the study of quasi-isometric rigidity of groups is the identification of all quasi-isometries of some space X quasi-isometric to the group; see Section 7 for more details. For us, the space X is either a solvable Lie group $\text{Sol}(m, n)$ or $\text{DL}(m, n)$. In all of these examples there is a special function $h : X \rightarrow \mathbb{R}$, which we call the height function, and a foliation of X by level sets of the height function. We will call a quasi-isometry of any of these spaces *height respecting* if it permutes the height level sets to within bounded distance. (In [FM00b], the term used is horizontal respecting.) For technical reasons, it is convenient to consider the more general question of quasi-isometries $\text{Sol}(m, n) \rightarrow \text{Sol}(m', n')$.

For $\text{Sol}(m, n)$, the height function is $h(x, y, z) = z$.

THEOREM 2.1. *For any $m > n > 0$, any (κ, C) -quasi-isometry $\phi : \text{Sol}(m, n) \rightarrow \text{Sol}(m', n')$ is within bounded distance of a height respecting quasi-isometry $\hat{\phi}$. Furthermore, this distance can be taken uniform in (κ, C) and therefore, in particular, $\hat{\phi}$ is a (κ', C') -quasi-isometry where κ', C' depend only on κ and C and on m, n, m', n' .*

The variant of Theorem 2.1 where $m = n$ is more difficult and is treated in [EFW]. Most of the argument here applies in both cases, and the only difference occurs at what is labelled “Step II” below. For this reason results outside that part of this paper are all proven assuming $m \geq n$ and not $m > n$.

In fact, Theorem 2.1 can be used to identify the self quasi-isometries of $\text{Sol}(m, n)$ completely. We will need the following definition.

Definition 2.2 (Product map, standard map). A map $\hat{\phi} : \text{Sol}(m, n) \rightarrow \text{Sol}(m', n')$ is called a *product map* if it is of the form $(x, y, z) \rightarrow (f(x), g(y), q(z))$ or $(x, y, z) \rightarrow (g(y), f(x), q(z))$, where f, g and q are functions from $\mathbb{R} \rightarrow \mathbb{R}$. A product map $\hat{\phi}$ is called *b-standard* if it is the composition of an isometry with a map of the form $(x, y, z) \rightarrow (f(x), g(y), z)$, where f and g are Bilipshitz with the Bilipshitz constant bounded by b .

It is known that any height-respecting quasi-isometry is at a bounded distance from a standard map (see [FM98]) and the standard maps from $\text{Sol}(m, n)$ to $\text{Sol}(m, n)$ form a group that is isomorphic to $(\text{Bilip}(\mathbb{R}) \times \text{Bilip}(\mathbb{R})) \rtimes \mathbb{Z}/2\mathbb{Z}$ when $m = n$, and $(\text{Bilip}(\mathbb{R}) \times \text{Bilip}(\mathbb{R}))$ otherwise. Given a metric space X , one defines $\text{QI}(X)$ to be the group of quasi-isometries of X modulo the subgroup of those at finite distance from the identity. Theorem 2.1 then implies that $\text{QI}(\text{Sol}(m, n)) = (\text{Bilip}(\mathbb{R}) \times \text{Bilip}(\mathbb{R})) \rtimes \mathbb{Z}/2\mathbb{Z}$ when $m = n$, and $(\text{Bilip}(\mathbb{R}) \times \text{Bilip}(\mathbb{R}))$ otherwise. This explicit description was conjectured by Farb and Mosher in the case $m = n$.

Recall that $\text{DL}(m, n)$ is defined as the subset of $T_{m+1} \times T_{n+1}$, where $f_1(x) + f_2(y) = 0$ where f_1 and f_2 are Busemann functions on T_{m+1} and T_{n+1} respectively. We fix the convention that Busemann functions decrease as one moves toward the end from which they are defined. We set $h((x, y)) = f_m(x) = -f_n(y)$, which makes sense exactly on $\text{DL}(m, n) \subset T_{m+1} \times T_{n+1}$. Note that in this choice T_{m+1} branches downwards and T_{n+1} branches upwards. The reader can verify that the level sets of the height function are orbits for a subgroup of $\text{Isom}(\text{DL}(m, n))$.

THEOREM 2.3. *For any $m > n$, any (κ, C) -quasi-isometry φ from $\text{DL}(m, n)$ to $\text{DL}(m', n')$ is within bounded distance of a height respecting quasi-isometry $\hat{\phi}$. Furthermore, the bound is uniform in κ and C .*

Remark. As above, the same result is proven in [EFW] in the remaining case when $m = n$.

The discussion of standard and product maps in the setting of $\text{DL}(m, n)$ is slightly more complicated. We let \mathbb{Q}_l be the l -adic rationals. The complement of a point in the boundary at infinity of T_{l+1} is easily seen to be isometric to \mathbb{Q}_l with the l -adic metric. Let x be a point in \mathbb{Q}_m and y a point in \mathbb{Q}_n . There

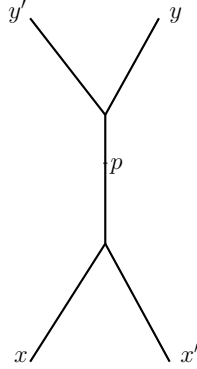


Figure 2. Failure of uniqueness of the (x, y, z) coordinates on $\text{DL}(m, n)$. The point p can be represented as (x, y, z) or as (x', y', z) .

is a unique vertical geodesic in $\text{DL}(m, n)$ connecting x to y . To specify a point in $\text{DL}(m, n)$ it suffices to specify x, y and a height z . We will frequently abuse notation by referring to the (x, y, z) coordinate of a point in $\text{DL}(m, n)$ even though this representation is highly nonunique; see Figure 2.

Theorem 2.3 can be used to identify the quasi-isometries of $\text{DL}(m, n)$ completely. We need to define product and standard maps as in the case of solvable groups, but there is an additional difficulty introduced by the nonuniqueness of our coordinates. This is that maps of the form $(x, y, z) \rightarrow (f(x), g(y), q(z))$, even when one assumes they are quasi-isometries, are not well defined. Different coordinates for the same points will give rise to different images. We will say a quasi-isometry ψ is *at bounded distance* from a map of the form $(x, y, z) \rightarrow (f(x), g(y), q(z))$ if $d(\psi(p), (f(x), g(y), q(z)))$ is uniformly bounded for all points and all choices $p = (x, y, z)$ of coordinates representing each point. It is easy to check that $(x, y, z) \rightarrow (f(x), g(y), q(z))$ is defined up to bounded distance if we assume that the resulting map of $\text{DL}(m, n)$ is a quasi-isometry. The bound depends on κ, C, m, n, m' and n' .

Definition 2.4 (Product map, standard map). A map $\hat{\phi} : \text{DL}(m, n) \rightarrow \text{DL}(m', n')$ is called a *product map* if it is within bounded distance of the form $(x, y, z) \rightarrow (f(x), g(y), q(z))$ or $(x, y, z) \rightarrow (g(y), f(x), q(z))$, where $f : \mathbb{Q}_m \rightarrow \mathbb{Q}_{m'}$ (or $\mathbb{Q}_{n'}$), $g : \mathbb{Q}_n \rightarrow \mathbb{Q}_{n'}$ (or $\mathbb{Q}_{m'}$) and $q : \mathbb{R} \rightarrow \mathbb{R}$. A product map $\hat{\phi}$ is called *b-standard* if it is the composition of an isometry with a map within bounded distance of one of the form $(x, y, z) \rightarrow (f(x), g(y), z)$, where f and g are Bilipshitz with the Bilipshitz constant bounded by b .

Again any height-respecting quasi-isometry is at a bounded distance from a standard map, and the standard self maps of $\text{DL}(m, n)$ form a group that is

isomorphic to $(\text{Bilip}(\mathbb{Q}_m) \times \text{Bilip}(\mathbb{Q}_n)) \rtimes \mathbb{Z}/2\mathbb{Z}$ when $m = n$ and $(\text{Bilip}(\mathbb{Q}_m) \times \text{Bilip}(\mathbb{Q}_n))$ otherwise. Theorem 2.1 implies that

$$\text{QI}(\text{DL}(m, n)) = (\text{Bilip}(\mathbb{Q}_m) \times \text{Bilip}(\mathbb{Q}_n))$$

unless $m = n$ when $\text{QI}(\text{DL}(m, n)) = (\text{Bilip}(\mathbb{Q}_m) \times \text{Bilip}(\mathbb{Q}_n)) \rtimes \mathbb{Z}/2\mathbb{Z}$.

3. Geometry of $\text{Sol}(m, n)$ and $\text{DL}(m, n)$

In this section we describe the geometry of $\text{Sol}(m, n)$ and $\text{DL}(m, n)$, with emphasis on the geometric facts used in our proofs. In this section we allow the possibility that $m = n$. Later in the paper we will occasionally need to develop more geometric facts about these spaces than is described here. We defer these facts until later to increase readability, as they will all be isolated in separate, clearly marked sections of the paper.

3.1. *Geodesics, quasi-geodesics and quadrilaterals.* The upper half-plane model of the hyperbolic plane \mathbb{H}^2 is the set $\{(x, \xi) \mid \xi > 0\}$ with the length element $ds^2 = \frac{1}{\xi^2}(dx^2 + d\xi^2)$. If we make the change of variable $z = \log \xi$, we get \mathbb{R}^2 with the length element $ds^2 = dz^2 + e^{-2z}dx^2$. This is the *log model* of the hyperbolic plane \mathbb{H}^2 . Note that changing ds^2 to $dz^2 + e^{-mz}dx^2$ we are choosing another metric of constant negative curvature, but changing the value of the curvature. This can be seen by checking that the substitution $z \rightarrow \frac{z}{m}, x \rightarrow \frac{x}{m}$ is a homothety.

The length element of $\text{Sol}(m, n)$ is

$$ds^2 = dz^2 + e^{-2mz}dx^2 + e^{2nz}dy^2.$$

Thus planes parallel to the xz plane are hyperbolic planes in the log model. Planes parallel to the yz plane are *upside-down* hyperbolic planes in the log model. When $m \neq n$, these two families of hyperbolic planes have different normalization on the curvature. All of these copies of \mathbb{H}^2 are isometrically embedded and totally geodesic.

- We use x, y, z coordinates on $\text{Sol}(m, n)$, with z called the *height* and x called the *depth*. The planes parallel to the xz plane are right-side-up hyperbolic planes (in the log model), and the planes parallel to the yz plane are upside-down hyperbolic planes (also in the log model).
- By “distance,” “area” and “volume” we mean these quantities in the $\text{Sol}(m, n)$ metric.

We will refer to lines parallel to the x -axis as x -horocycles and to lines parallel to the y -axis as y -horocycles. This terminology is justified by the fact that each $(x$ or $y)$ -horocycle is indeed a horocycle in the hyperbolic plane that contains it.

We now turn to a discussion of geodesics and quasi-geodesics in $\text{Sol}(m, n)$. Any geodesic in an \mathbb{H}^2 leaf in $\text{Sol}(m, n)$ is a geodesic. There is a special class of geodesics, which we call *vertical geodesics*. These are the geodesics that are of the form $\gamma(t) = (x_0, y_0, t)$ or $\gamma(t) = (x_0, y_0, -t)$. We call the vertical geodesic *upward oriented* in the first case and *downward oriented* in the second case. In both cases, this is a unit speed parametrization. Each vertical geodesic is a geodesic in two hyperbolic planes, the plane $y = y_0$ and the plane $x = x_0$.

Certain quasi-geodesics in $\text{Sol}(m, n)$ are easy to describe. Given two points (x_0, y_0, t_0) and (x_1, y_1, t_1) , there is a geodesic γ_1 in the hyperbolic plane $y = y_0$ that joins (x_0, y_0, t_0) to (x_1, y_0, t_1) and a geodesic γ_2 in the plane $x = x_1$ that joins (x_1, y_0, t_1) to a (x_1, y_1, t_1) . It is easy to check that the concatenation of γ_1 and γ_2 is a quasi-geodesic. In first matching the x coordinates and then matching the y coordinates, we made a choice. It is possible to construct a quasi-geodesic by first matching the y coordinates and then the x coordinates. This immediately shows that any pair of points not contained in a hyperbolic plane in $\text{Sol}(m, n)$ can be joined by two distinct quasi-geodesics that are not close together. This is an aspect of positive curvature. One way to prove that the objects just constructed are quasi-geodesics is to note the following. The pair of projections $\pi_1, \pi_2 : \text{Sol}(m, n) \rightarrow \mathbb{H}^2$ onto the xz and yz coordinate planes can be combined into a quasi-isometric embedding $\pi_1 \times \pi_2 : \text{Sol}(m, n) \rightarrow \mathbb{H}^2 \times \mathbb{H}^2$.

This entire discussion is easily mimicked in $\text{DL}(m, n)$ by replacing geodesics and horocycles in hyperbolic planes with geodesics and horocycles in the corresponding trees. When we want to state a fact that holds both for $\text{Sol}(m, n)$ and $\text{DL}(m, n)$, we refer to the *model space* which we denote by $X(m, n)$.

We define the upper boundary $\partial^+ X$ as the set of equivalence classes of vertical geodesic rays going up (where two rays are considered equivalent if they are bounded distance apart). The lower boundary $\partial_- X$ is defined similarly. It is easy to see that if $X = \text{Sol}(m, n)$ case, $\partial^+ X \cong \mathbb{R}$ and $\partial_- X \cong \mathbb{R}$. If $X = \text{DL}(m, n)$, then $\partial_- X \cong \mathbb{Q}_m$ and $\partial^+ X \cong \mathbb{Q}_n$. As discussed in Section 2, if $x \in \partial_- X$, $y \in \partial^+ X$ and $z \in \mathbb{R}$, we can define $(x, y, z) \in X$ as the point at height z on the unique vertical geodesic connecting x and y .

Landau asymptotic notation. In the following lemma and throughout the paper, we use the notation $a = O(b)$ to mean that $a < c_1 b$, where c_1 is a constant depending only on the quasi-isometry constants (κ, C) of ϕ and on the model space or spaces (i.e., on m, n, m', n'). We use the notation $a = \Omega(b)$ to mean that $a > c_2 b$, where c_2 depends on the same quantities as c_1 . We also use the notation $a \gg b$ and $a \ll b$ to mean $a > C_1 b$ or $a < C_1^{-1} b$ with the same dependence of constants.

We state here a key geometric fact used at various steps in the proof.

LEMMA 3.1 (Quadrilaterals). *Let $\epsilon > 0$ depending only on m', n' . Suppose $p_1, p_2, q_1, q_2 \in X(m', n')$ and $\gamma_{ij} : [0, \ell_{ij}] \rightarrow X(m', n')$ are vertical geodesic segments parametrized by arclength. Suppose $C > 0$ and $0 < D < \epsilon \ell_{ij}$.*

Assume that for $i = 1, 2, j = 1, 2$,

$$d(p_i, \gamma_{ij}(0)) \leq C \quad \text{and} \quad d(q_j, \gamma_{ij}(\ell_{ij})) \leq D,$$

so that γ_{ij} connects the C -neighborhood of p_i to the D -neighborhood of q_j . Further assume that for $i = 1, 2$ and all t , $d(\gamma_{i1}(t), \gamma_{i2}(t)) \geq (1/10)t - C$ (so that for each i , the two segments leaving the neighborhood of p_i diverge right away) and that for $j = 1, 2$ and all t , $d(\gamma_{1j}(\ell_{1j} - t), \gamma_{2j}(\ell_{2j} - t)) \geq (1/10)t - D$ (so that for each j , the two segments leaving the neighborhood of q_j diverge right away). Then there exists $C_1 = O(C)$ and $D_1 = O(D)$ such that exactly one of the following holds:

- (a) *All four γ_{ij} are upward oriented, p_2 is within C_1 of the x -horocycle passing through p_1 and q_2 is within D_1 of the y -horocycle passing through q_1 .*
- (b) *All four γ_{ij} are downward oriented, p_2 is within C_1 of the y -horocycle passing through p_1 and q_2 is within D_1 of the x -horocycle passing through q_1 .*

We think of p_1, p_2, q_1 and q_2 as defining a quadrilateral. The content of the lemma is that any quadrilateral has its four ‘‘corners’’ in pairs that lie essentially along horocycles.

In particular, if we take a quadrilateral with geodesic segments γ_{ij} and with $h(p_1) = h(p_2)$ and $h(q_1) = h(q_2)$ and map it forward under a (κ, C) -quasi-isometry $\phi : X(m, n) \rightarrow X(m', n')$, and if we would somehow know that ϕ sends each of the four γ_{ij} close to a vertical geodesic, then Lemma 3.1 would imply that ϕ sends the p_i to a pair of points at roughly the same height.

To prove Lemma 3.1, we require a combinatorial lemma.

LEMMA 3.2 (Complete bipartite graphs). *Let Γ be an oriented graph with four vertices p_1, p_2, q_1, q_2 and four edges, such that there is exactly one edge connecting each p_i to each q_j . Then exactly one of the following is true:*

- (i) *All the edges of Γ are from some p_i to some q_j .*
- (ii) *All the edges of Γ are from some q_j to some p_i .*
- (iii) *There exist two vertices v_1 and v_2 that are connected by two distinct directed paths.*

Proof. Since there are only sixteen possibilities for Γ , one can check directly. One way to organize the check is to let k denote the sum of number of edges outgoing from p_1 and the number of edges outgoing from p_2 . If $k = 0$, (ii) holds, and if $k = 4$, then (i) holds. It is easy to check that for $1 \leq k \leq 3$, (iii) holds. □

Proof of Lemma 3.1. Let us assume for the moment that all the geodesics are downward oriented. Let x_{ij} , y_{ij} denote the x and y coordinates of the vertical geodesics γ_{ij} . By the assumptions near p_i we have for $i = 1, 2$,

$$(1) \quad C_2^{-1} \leq \ln |x_{i1} - x_{i2}| e^{-m'h(p_i)} \leq C_2,$$

where $C_2 = O(C)$. The upper bound comes from the fact that γ_{i1} and γ_{i2} come close to p_i ; the lower bound comes from assumption of fast divergence. By the assumptions near q_j we have, for similar reasons, that for $j = 1, 2$,

$$(2) \quad \ln |x_{1j} - x_{2j}| e^{-m'h(q_j)} \leq D_1,$$

where $D_1 = O(D)$. Note that since for all i, j , $D < \epsilon \ell_{ij}$, and so the geodesics travel a downward a long way relative to D , we have

$$(3) \quad D_1 e^{m'h(q_j)} \ll C_2 e^{m'h(p_i)}.$$

Combining the inequalities (1), (2) and (3), we see that $e^{-m'(h(p_1)-h(p_2))} = O(C_2)$ and also that $\ln |x_{1j} - x_{2j}| e^{-m'h(p_1)} = O(C_2)$. This proves the lemma under the assumption of downward orientation.

The case where all the vertical geodesics are upward oriented is identical (except that one considers differences in y -coordinates instead).

To reduce to the cases already considered, we apply Lemma 3.2 to the graph Γ consisting of the vertices p_1, p_2, q_1, q_2 with edges the vertical geodesics “almost” connecting them. Suppose that possibility (iii) of Lemma 3.2 holds. Then we would have two distinct oriented paths η_1 and η_2 connecting v_1 and v_2 . Each η_i is either a vertical geodesics, a concatenation two vertical geodesics, one of which ends near the beginning of the other, or a similar concatenation of three vertical geodesics. In each case it is easy to check that each η_i is close to a vertical geodesic λ'_i . (See Lemma 4.6 for a more general variant of this fact.) But this is a contradiction in view of the divergence assumptions, since any pair of vertical geodesics beginning and ending near the same point are close for their entire length. Thus either (i) or (ii) of Lemma 3.2 holds. \square

3.2. Volume and measure. There is a large difference between the unimodular and nonunimodular examples we consider, which has to do with the measures of sets, unimodularity and amenability. In the cases where $m = n$, the spaces we consider are metrically amenable and have unimodular isometry group. When $m \neq n$, the spaces are not metrically amenable and the isometry groups are not unimodular, though the isometry group remains amenable as a group. In particular, it is immediately clear that $\text{DL}(n, n)$ cannot be quasi-isometric to $\text{DL}(m, n)$ with $m \neq n$ (since one has metric Følner sets and the other does not). For the same reason, $\text{Sol}(n, n)$ is not quasi-isometric to $\text{Sol}(m', n')$ with $m' \neq n'$.

The natural volume vol on $\text{DL}(m, n)$ is the counting measure. The natural volume on $\text{Sol}(m, n)$ is $\text{vol} = e^{(n-m)z} dx dy dz$. Note that for the unimodular case where $m = n$, the volume on $\text{Sol}(m, n)$ is just the standard volume on \mathbb{R}^3 . In the case when $m \neq n$ we introduce a new measure. In the case of $\text{Sol}(m, n)$ this is just $\mu = dx dy dz$. Note that on z level sets this is a rescaling of vol by a factor of $e^{(n-m)z}$. Analogously on $\text{DL}(m, n)$, we choose a height function $h : \text{DL}(m, n) \rightarrow \mathbb{Z}$ and let μ be counting measure times $n^{h(x)} m^{-h(x)}$. Recall that we are assuming that $m \geq n$. The measure μ is also introduced in [BLPS99] and is natural for many problems.

We now define certain useful subsets of $\text{Sol}(m, n)$. We define these sets simply as subsets of \mathbb{R}^3 . Let $B(L, \vec{0}) = [-\frac{e^{2mL}}{2}, \frac{e^{2mL}}{2}] \times [-\frac{e^{2nL}}{2}, \frac{e^{2nL}}{2}] \times [-\frac{L}{2}, \frac{L}{2}]$. When $m = n$, then $|B(L, \vec{0})| \approx Le^{2mL}$ and $\text{Area}(\partial B(L, \vec{0})) \approx e^{2mL}$, so $B(L)$ is a Følner set.

To define the analogous object in $\text{DL}(m, n)$, we look at the set of points in $\text{DL}(m, n)$ and we fix a basepoint $(\vec{0})$ and a height function h with $h(\vec{0}) = 0$. Let L be an even integer, and let $\text{DL}(m, n)_L$ be the $h^{-1}([-\frac{L+1}{2}, \frac{L+1}{2}])$. Then $B(L, \vec{0})$ is the connected component of $\vec{0}$ in $\text{DL}(m, n)_L$. We are assuming that the top and bottom of the box are midpoints of edges, to guarantee that they have zero measure.

We call $B(L, \vec{0})$ a box of size L centered at the identity. In $\text{Sol}(m, n)$ we define the box of size L centered at a point p by $B(L, p) = T_p B(L, \vec{0})$, where T_p is left translation by p . We frequently omit the center of a box in our notation and write $B(L)$. For the case of $\text{DL}(m, n)$, it is easiest to define the box $B(L, p)$ directly. That is, let

$$\text{DL}(m, n)_{[h(p) - \frac{L+1}{2}, h(p) + \frac{L+1}{2}]} = h^{-1} \left(\left[h(p) - \frac{L+1}{2}, h(p) + \frac{L+1}{2} \right] \right)$$

and let $B(L, p)$ be the connected component of p in $\text{DL}(m, n)_{[h(p) - \frac{L+1}{2}, h(p) + \frac{L+1}{2}]}$. It is easy to see that isometries of $\text{DL}(m, n)$ carry boxes to boxes.

We record the following lemma which holds for any model space $X(m, n)$.

LEMMA 3.3. *When $m = n$, the fraction of the volume of $B(L)$ that is within ϵL of the boundary of $B(L)$ is $O(\epsilon)$. In all other cases, this is true for the μ -measure but not the volume.*

We first describe $B(L)$ in the case of $\text{Sol}(m, n)$. In this case, the top of $B(L)$, meaning the set $[-\frac{e^{2mL}}{2}, \frac{e^{2mL}}{2}] \times [-\frac{e^{2nL}}{2}, \frac{e^{2nL}}{2}] \times \{\frac{L}{2}\}$, is not at all square — the sides of this rectangle are horocyclic segments of lengths e^{2mL} and 1; in other words, it is just a small metric neighborhood of a horocycle. Similarly, the bottom is also essentially a horocycle but in the transverse direction. Further, we can connect the 1-neighborhood of any point of the top horocycle to the 1-neighborhood of any point of the bottom horocycle by a vertical geodesic

segment, and these segments essentially sweep out the box $B(L)$. This picture is even easier to understand in the Diestel-Leader graphs $\text{DL}(n, n)$, where the boundary of the box is simply the union of the top and bottom “horocycles,” and the vertical geodesics in the box form a complete bipartite graph between the two. Thus a box $B(L)$ contains a very large number of quadrilaterals.

3.3. *Discretizing Sol.* We describe in this section a variety of ways of seeing more closely the analogy between the geometry of $\text{Sol}(m, n)$ and the geometry of $\text{DL}(m, n)$. This is done most easily by thinking about discretizations of $\text{Sol}(m, n)$. While we do not use these discretizations formally in our proof, they are the reason why we sometimes only describe a proof completely in one of the model geometries.

To see this picture most clearly, we first remark that in a box $B(R)$ in $\text{DL}(m, n)$, one can form an auxiliary graph $\hat{B}(R)$ whose vertices consist only of those vertices on the top and bottom of the graph and where there is an edge between vertices whenever there is a vertical geodesic connecting them. This graph is complete bipartite, where the parts are the top and bottom of the box.

In $\text{Sol}(m, n)$ one can make a similar construction. Namely given $B(R)$, we construct a graph $\hat{B}(R)$ as follows. Choose a C -net in the top and bottom of the box. Vertices will be the points in the C -net with the bipartition into those on the top and those on the bottom. Connect a vertex x on the top to a vertex y on the bottom if there is a vertical leaving the $10C$ neighborhood of x arriving in the $10C$ neighborhood of y . (The constants C and 10 are arbitrary.) It is an elementary exercise in hyperbolic geometry to show that $\hat{B}(R)$ is complete bipartite.

While we do not use the graphs $\hat{B}(R)$ explicitly in this paper, they contain much of the geometry that is necessary for our arguments.

3.4. *Tiling.* The purpose of this subsection is to prove the following lemma.

LEMMA 3.4. *Choose constants $L > R$ such that $L/R \in \mathbb{Z}$. We can write*

$$(4) \quad B(L) = \bigsqcup_{i \in I} B_i(R) \sqcup \Upsilon,$$

where $\mu(\Upsilon) = O(R/L)\mu(B(L))$ and the implied constant depends only on the model space. In the case when $X(m, n) = \text{DL}(m, n)$, then Υ can be chosen to be empty. (This is also possible for $\text{Sol}(m, n)$ if e^m and e^n are integers.)

Remark. We will always refer to a decomposition as in equation (4) as a *tiling* of $B(L)$. We often omit specific reference to the set Υ when discussing tilings.

Proof. For simplicity of notation, we assume $B(L)$ is centered at the origin. We give the proof first in the case of $\text{DL}(m, n)$ where it is almost trivial. Since

$\frac{L}{R} \in \mathbb{Z}$, we can partition $[-\frac{L+1}{2}, \frac{L+1}{2}]$ into subsegments of length R which we label S_1, \dots, S_J , where $J = \frac{L}{R}$. We can then look at the sets $DL(m, n)_j = h^{-1}(S_j)$. Each connected component of $DL(m, n)_j$ is clearly a box $B_{j,k}(R)$ of size R . Each $B_{j,k}(R)$ is either entirely inside or entirely outside of $B(L)$. We choose only those k for which $B_{j,k}(R) \subset B(L)$. It is also clear that, after reindexing, we have chosen boxes such that $B(L) = \bigsqcup B_i(R)$.

In $Sol(m, n)$ the proof is similar, though does not in general give an exact tiling. We simply take the box $B(L)$ and cover it as best possible with boxes of size R . Since $\frac{L}{R} \in \mathbb{Z}$, if we take $B(R, \vec{0})$ and look at translates by $(0, 0, Rc)$ for c an integer between $-\frac{L}{R}$ and $\frac{L}{R}$, the resulting boxes are all in $B(L)$. We then take the resulting box $B(R, (0, 0, Rc))$ at height k and translate it by vectors of the form $(ae^{mcR}, \vec{b}e^{ncR}, 0)$ where $|a| \leq e^{m(L-(c+1)R)}$ and $|b| \leq e^{n(L-(1-c)R)}$ are integers. This results in boxes $B(R, (a, b, c))$ which we re-index as $B_i(R)$. It is clear that every point not in $\bigsqcup_i B_i(R)$ is within R of the boundary of $B(L)$. Letting $\Upsilon = B(L) - \bigsqcup_i B_i(R)$, we have that $\mu(\Upsilon) < O(R/L)\mu(B(L))$ by Lemma 3.3. \square

4. Step I

All the results of this section hold for $X(m, n)$ with $m \geq n$ so, in particular, for the case $m = n$. The case $m = n$ will be used in the sequel [EFW]. Also, all results in this section hold for quasi-isometric embeddings, i.e., maps satisfying (1) but not (2) of Definition 1.1. Before stating the main result of this part of the paper, we make some definitions. The first is simple and just says that a map is close to a product map, where here close depends on the diameter of the domain of definition.

Definition 4.1. Let E be subset of $Sol(m, n)$ of diameter R . A quasi-isometric embedding $\phi : E \rightarrow Sol(m, n)$ is called ϵ -sublinear to a product map if there is product map $\hat{\phi}$ from $Sol(m, n)$ to $Sol(m, n)$ such that $d(\hat{\phi}|_E, \phi) \leq O(\epsilon R)$.

Our arguments would be much simpler if we could show quickly that ϕ restricted to a box $B(R)$ was ϵ -sublinear to a product. The weaker statement, which we prove in this section, requires another definition.

Definition 4.2. Given constants $R < L$, a box $B(L)$ and a quasi-isometry $\phi : B(L) \rightarrow Sol(m, n)$, we say that ϕ is θ mostly ϵ -sublinear to product maps at scale R if one can tile

$$B(L) = \bigsqcup_{i \in I} B_i(R)$$

and there exists a subset I_g of I with $\mu(\bigcup_{i \in I_g} B_i(R)) \geq (1 - \theta)\mu(B(L))$ so that for any $i \in I_g$, there exists $U_i \subset B_i(R)$ with $\mu(U_i) \geq (1 - \theta)\mu(B_i(R))$ such that ϕ restricted to each U_i is ϵ -sublinear to a product map.

When considering maps that are θ mostly ϵ -sublinear to product maps at scale R , we will denote by $\hat{\phi}_i$ the product map that is ϵ -sublinear to ϕ on U_i . Note that the definition allows $\hat{\phi}_i \neq \hat{\phi}_j$.

In the this part of the paper, our aim is to prove the following

THEOREM 4.3. *Suppose $\theta > 0$, $\epsilon > 0$. Then there exist constants $0 < \alpha < \beta < \Delta$ (depending on θ , ϵ , κ , C and the model spaces) such that the following holds. Let $\phi : X(m, n) \rightarrow X(m', n')$ be a (κ, C) quasi-isometry and suppose r_0 is sufficiently large (depending on κ , C , θ , ϵ). Then for any $L > \Delta r_0$ and any $B(L)$, there exists R with $\alpha r_0 < R < \beta r_0$ such that ϕ is θ mostly ϵ -sublinear to product maps scale R .*

Remarks. This theorem says that every sufficiently large box $B(L)$ can be tiled by much smaller boxes $B_i(R)$, and for most (i.e., $1 - \theta$ fraction) of the smaller boxes $B_i(R)$ there exists a subset U_i containing $1 - \theta$ fraction of the μ -measure of $B_i(R)$ on which the map is a product map, up to error $O(\epsilon R) \ll R$. In the case where $n = m$, the measure of $B_i(R)$ is independent of i , and we have exactly $|I_g| \geq (1 - \theta)|I|$. When $m \neq n$, both the number of boxes of size R in a height level set tiling and $\mu(B_i(R))$ are functions of height. We note here that it is possible to apply the proof of Theorem 4.3 simultaneously to a finite collection J of boxes $B_j(L)$ all of the same size and obtain the same conclusions (with the same constants) on most of the boxes in J . As long as $m = n$, by most boxes in J we mean most boxes with the counting measure on J . This observation will be used in [EFW].

One should note that the number R , and the subset where we control the map, depends on ϕ . Also in Theorem 4.3 there is no assertion that the product maps $\hat{\phi}_i$ on the different boxes $B_i(R)$ match up.

This theorem is in a sense an analogue of Rademacher's theorem that a Lipschitz function (or map) is differentiable almost everywhere. The boxes $B_i(R)$ with $i \in I_g$ should be thought of as coarse analogues of points of differentiability.

The proof of this theorem is done in several steps. First we apply a *coarse differentiation* argument to show that there exist R, L, I_g etc. as in Theorem 4.3 such that, restricted to each $B_i(R)$ with $i \in I_g$, the map ϕ sends most vertical geodesics to within $O(\epsilon R)$ of a vertical geodesic. In the second step, we use some elementary geometry of the model space and particularly of the set $B_i(R)$ to show that this implies that ϕ is close to a product map on most of the measure of $B_i(R)$. In particular, we apply Lemma 3.1 in the range of ϕ to the images of quadrilaterals in the domain to ensure that these images have essentially the same geometric structure. That this is enough to control the map on $B_i(R)$ essentially follows from the fact that $B_i(R)$ is basically a complete bipartite graph on the top and bottom of the box.

4.1. *Behavior of quasi-geodesics.* We begin by discussing some quantitative estimates on the behavior of quasi-geodesic segments in $X(m', n')$ (or equivalently in $X(m, n)$). Throughout the discussion we assume $\alpha : [0, r] \rightarrow X(m', n')$ is a (κ, C) -quasi-geodesic segment for a fixed choice of (κ, C) , i.e., α is a quasi-isometric embedding of $[0, r]$ into $X(m', n')$. A quasi-isometric embedding is a map that satisfies point (1) in Definition 1.1 but not point (2). All of our quasi-isometric embeddings are assumed to be continuous.

Definition 4.4 (ϵ -monotone). A quasigeodesic segment

$$\alpha : [0, r] \rightarrow X(m', n')$$

is ϵ -monotone if for all $t_1, t_2 \in [0, r]$ with $h(\alpha(t_1)) = h(\alpha(t_2))$, we have $|t_1 - t_2| < \epsilon r$.

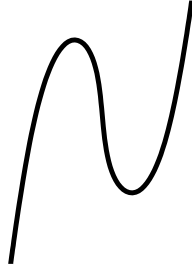


Figure 3. A quasigeodesic segment which is not ϵ -monotone.

In Sections 5 and 6 we will also need a variant. The reader may safely ignore this variant on first reading this section.

Definition 4.5 (Weakly (η, C_1) -monotone). A quasigeodesic segment $\alpha : [0, r] \rightarrow X(m', n')$ is *weakly (η, C_1) -monotone* if for any two points $0 < t_1 < t_2 < r$ with $h(\alpha(t_1)) = h(\alpha(t_2))$, we have $t_2 - t_1 < \eta t_2 + C_1$.

Remark. An ϵ -monotone quasi-geodesic $\alpha : [0, r] \rightarrow X(m', n')$ is a weakly $(\epsilon, \epsilon r)$ -monotone quasi-geodesic.

The following fact about ϵ -monotone geodesics is an easy exercise in hyperbolic geometry.

LEMMA 4.6.

- (a) *Suppose $\alpha : [0, r] \rightarrow X(m', n')$ is an ϵ -monotone quasi-geodesic segment. Then there exists a vertical geodesic segment λ in $X(m', n')$ such that $d(\alpha, \lambda) \leq \omega_1 \epsilon r$, where ω_1 depends only on the model space $X(m', n')$.*
- (b) *Suppose $\alpha : [0, r] \rightarrow X(m', n')$ is a weakly (η, C_1) -monotone quasi-geodesic segment. Then there exists a vertical geodesic segment λ in $X(m', n')$ such that $d(\bar{\gamma}(t), \lambda(t)) \leq 2\kappa\eta t + \omega_2 C_1$, where ω_2 depends only on $X(m', n')$.*

Proof. Both ϵ -monotone and weakly (η, C) -monotone imply that the projections of α onto both xz and yz hyperbolic planes are quasi-geodesics. The result is then a consequence of the Mostow-Morse lemma and the fact that the only geodesics shared by both families of hyperbolic planes are vertical geodesics. One can also prove the lemma by direct computation. \square

Remark. The distance $d(\alpha, \lambda)$ in (a) is the Hausdorff distance between the sets and does not depend on parametrizations. However, the parametrization on λ implied in (b) is not necessarily by arc length.

LEMMA 4.7 (Subdivision). *Suppose $\alpha : [0, r] \rightarrow X(m', n')$ is a quasi-geodesic segment that is not ϵ -monotone and $r \gg C$. Suppose $N \gg 1$ (depending on ϵ, κ, C). Then*

$$\sum_{j=0}^{N-1} \left| h(\alpha(\frac{(j+1)r}{N})) - h(\alpha(\frac{jr}{N})) \right| \geq |h(\alpha(0)) - h(\alpha(r))| + \frac{\epsilon r}{8\kappa^2}.$$

Informally, the proof amounts to the assertion that if N is sufficiently large, the total variation of the height increases after the subdivision by a term proportional to ϵ ; see Figure 4.

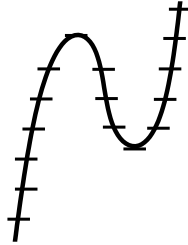


Figure 4. Proof of Lemma 4.7

Proof. Without loss of generality, we may assume that $h(\alpha(0)) \geq h(\alpha(t_1)) = h(\alpha(t_3)) \geq h(\alpha(r))$, where $0 = t_0 < t_1 < t_3 < t_4 = r$. (If not, parametrize in the opposite direction.) Since $t_3 - t_1 > \epsilon r$, $\alpha(t_3)$ and $\alpha(t_1)$ are two points in $X(m', n')$ that are at the same height and are at least $\epsilon r/\kappa$ apart. Then, by $X(m', n')$ geometry, any long enough (κ, C) -quasigeodesic path connecting $\alpha(t_3)$ and $\alpha(t_1)$ must contain a point q such that $|h(q) - h(\alpha(t_1))| \geq (\epsilon r)/(4\kappa)$. Hence, there exists a point t_2 with $t_1 < t_2 < t_3$ such that $|h(\alpha(t_2)) - h(\alpha(t_1))| \geq (\epsilon r)/(4\kappa)$. Hence,

$$\sum_{j=1}^4 |h(\alpha(t_j)) - h(\alpha(t_{j-1}))| \geq |h(\alpha(0)) - h(\alpha(r))| + \frac{\epsilon r}{4\kappa}.$$

If N is large enough, then the points t_1, t_2 and t_3 have good approximations of the form jr/N , with $j \in \mathbb{Z}$. This implies the lemma. \square

Choosing Scales. Choose $1 \ll r_0 \ll r_1 \ll \dots \ll r_S$. In particular, $C \ll r_0$, and for $s \in [0, S - 1] \cap \mathbb{Z}$, $r_{s+1}/r_s > N$ where N is as in Lemma 4.7.

LEMMA 4.8. *Suppose $L \gg r_S$, and suppose $\alpha : [0, L] \rightarrow X(m', n')$ is a quasi-geodesic segment. For each $s \in [1, S]$, subdivide $[0, L]$ into L/r_s segments of length r_s . Let $\delta_s(\alpha)$ denote the fraction of these segments whose images are not ϵ -monotone. Then*

$$\sum_{s=1}^S \delta_s(\alpha) \leq \frac{16\kappa^3}{\epsilon}.$$

Remark. The utility of the lemma is that the right-hand side is fixed and does not depend on S . So for S large enough, some (in fact many) $\delta_s(\alpha)$ must be small.

Proof. By applying Lemma 4.7 to each non ϵ -monotone segment on the scale r_S , we get

$$\begin{aligned} \sum_{j=1}^{L/r_{S-1}} |h(\alpha(jr_{S-1})) - h(\alpha((j-1)r_{S-1}))| \\ \geq \sum_{j=1}^{L/r_S} |h(\alpha(jr_S)) - h(\alpha((j-1)r_S))| + \delta_S(\alpha) \frac{\epsilon L}{8\kappa^2}. \end{aligned}$$

Doing this again, we get after S iterations,

$$\begin{aligned} \sum_{j=1}^{L/r_0} |h(\alpha(jr_0)) - h(\alpha((j-1)r_0))| \\ \geq \sum_{j=1}^{L/r_S} |h(\alpha(jr_S)) - h(\alpha((j-1)r_S))| + \frac{\epsilon L}{8\kappa^2} \sum_{s=1}^S \delta_s(\alpha). \end{aligned}$$

But the left-hand side is bounded from above by the length and so bounded above by $2\kappa L$. □

4.2. *Averaging.* In this subsection we apply the estimates from above to images of geodesics under a quasi-isometry from $X(m, n)$ to $X(m', n')$. The idea is to average the previous estimates over families of geodesics. In order to unify notation for the two possible model space types, we shift the parametrization of vertical geodesics in $DL(m, n)$ so that they are parametrized by height minus $\frac{1}{2}$, i.e., by the interval $[-\frac{L}{2}, \frac{L}{2}]$ rather than $[-\frac{L+1}{2}, \frac{L+1}{2}]$.

Setup and Notation.

- Suppose $\phi : X(m, n) \rightarrow X(m', n')$ is a (κ, C) quasi-isometry. Without loss of generality, we may assume that ϕ is continuous.

- Let $\gamma : [-\frac{L}{2}, \frac{L}{2}] \rightarrow X(m, n)$ be a vertical geodesic segment parametrized by arclength where $L \gg C$.
- Let $\bar{\gamma} = \phi \circ \gamma$. Then $\bar{\gamma} : [-\frac{L}{2}, \frac{L}{2}] \rightarrow X(m', n')$ is a quasi-geodesic segment.

It follows from Lemma 4.8, that for every $\theta > 0$ and every geodesic segment γ , assuming that S is sufficiently large, there exists $s \in [1, S]$ such that $\delta_s(\bar{\gamma}) < \theta$. The difficulty is that s may depend on γ . In our situation, this is overcome as follows.

We will average the result of Lemma 4.8 over Y_L , the set of vertical geodesics in $B(L)$. Let $|Y_L|$ denote the measure/cardinality of Y_L . We will always denote our average by Σ , despite the fact that when $X(m, n) = \text{Sol}(m, n)$, this is actually an integral over Y_L and not a sum. When $X(m, n) = \text{DL}(m, n)$, it is actually a sum. Changing order, we get

$$\sum_{s=1}^S \left(\frac{1}{|Y_L|} \sum_{\gamma \in Y_L} \delta_s(\bar{\gamma}) \right) \leq \frac{16\kappa^3}{\epsilon}.$$

Let $\delta > 0$ be a small parameter. (In fact, we will choose δ so that $\delta^{1/4} = \min(\epsilon, \theta/256)$, where θ is as in Theorem 4.3.) Then if we choose $S > \frac{16\kappa^3}{\epsilon\delta^4}$, there exists a scale s such that

$$(5) \quad \frac{1}{|Y|} \sum_{\gamma \in Y} \delta_s(\bar{\gamma}) \leq \delta^4.$$

Conclusion. On the scale $R \equiv r_s$, at least $1 - \delta^4$ fraction of all vertical geodesic segments of length R in $B(L)$ have nearly vertical images under ϕ .

From now on, we fix this scale and drop the index s . We will refer to segments of length R arising in our subdivision as *edges* of length R . In the case of $\text{DL}(m, n)$ these edges are unions of edges in the graph. In what follows we will use the terms *big edges* for edges of length R if there is any chance of confusion with an actual edge in the graph $\text{DL}(m, n)$.

Remark. The difficulty is that, at this point, even though we know that most edges have images under ϕ that are nearly vertical, it is possible that some may have images that are going up, and some may have images that are going down.

4.3. *Alignment.* We assume that $L/R \in \mathbb{Z}$. As described in Section 3.4, we tile

$$B(L) = \bigsqcup_{i \in I} B_i(R).$$

Let Y_i denote the set of vertical geodesic segments in $B_i(R)$. We have

$$(6) \quad \frac{1}{|Y_L|} \sum_{\gamma \in Y_L} \delta_s(\bar{\gamma}) = \sum_{i \in I} \frac{\mu(B_i(R))}{\mu(B(L))} \left(\frac{1}{|Y_i|} \sum_{\lambda \in Y_i} \delta_s(\bar{\lambda}) \right) + O\left(\frac{R}{L}\right),$$

where $\bar{\lambda} = \phi \circ \lambda$, and $\delta(\bar{\lambda}) = \delta_s(\bar{\lambda})$ is equal to 0 if λ is ϵ -monotone, and equal to 1 otherwise. The error term of $O(R/L)$ is due to the fact that the tiling may not be exact; see Lemma 3.4. To justify equation (6), one uses that $\mu(B(L)) = |Y_L|L$ and $\mu(B_i(R)) = |Y_i|R$.

Since the left-hand side is bounded by δ^4 and assuming $R/L \ll \delta^2$, we conclude the following.

LEMMA 4.9. *Let us tile $B(L)$ by boxes $B_i(R)$ of size R , so that $B(L) = \bigsqcup_{i \in I} B_i(R)$. Then there exists a subset I_g of the indexing set I with*

$$\mu\left(\bigcup_{i \in I_g} B_i(R)\right) \geq (1 - \delta^2)\mu(B(L))$$

such that if we let Y_i denote the set of vertical geodesics in $B_i(R)$, then

$$(7) \quad \frac{1}{|Y_i|} \sum_{\gamma \in Y_i} \delta_s(\bar{\gamma}) \leq 2\delta^2.$$

Note that R is the length of one big edge so that the set Y_i of vertical geodesics in $B_i(R)$ consists of big edges connecting the top to the bottom. Equation (7) means that the fraction of these edges that are not ϵ -monotone is at most $2\delta^2$.

Notation. In the rest of Section 4.3 and in Section 4.4 we fix $i \in I_g$ and drop the index i . We refer to a vertical geodesic segment e running from bottom to top of $B(R)$ as an *edge* of $B(R)$. We say that e is “upside-down” if $\phi(e)$ is going down and “right-side-up” if $\phi(e)$ is going up.

LEMMA 4.10 (Alignment). *Let e be an ϵ -monotone big edge of $B(R)$ going from the bottom to the top. Then either the fraction of the big edges in $B(R)$ that are upside-down or the fraction of the big edges in $B(R)$ that are right-side-up is at least $1 - 4\delta$.*

Proof. We have a natural notion of “top” vertices and “bottom” vertices so that each big edge connects a bottom vertex to a top vertex. Then $B(R)$ is a complete bipartite graph. There must be a subset E of vertices of density $1 - 4\delta$ such that for each vertex in $v \in E$, the fraction of the edges incident to v that are not ϵ -monotone is at most $\delta/2$. Let Γ_1 be the subgraph of $B(R)$ obtained by erasing any edge e such that $\phi(e)$ is not ϵ -monotone. We orient each edge e of Γ_1 by requiring that $\phi(e)$ is going down.

Let $p_1, p_2 \in E$ be any two top vertices in the good set. Then we can find two bottom vertices q_1, q_2 such that all four quasigeodesic segments $\phi(\overline{p_1q_1})$, $\phi(\overline{p_1q_2})$, $\phi(\overline{p_2q_1})$ and $\phi(\overline{p_2q_2})$ are all ϵ -monotone, $\overline{p_1q_1}$ and $\overline{p_1q_2}$ diverge quickly at p_1 , and $\overline{p_2q_1}$ and $\overline{p_2q_2}$ diverge quickly at p_2 . We can arrange for the fast divergence, since fast divergence occurs generically, i.e., on the complement of a set of small measure.

We now apply Lemma 3.1 to conclude that $h(\phi(p_1)) = h(\phi(p_2)) + O(\epsilon R)$ and that all the segments $\phi(\overline{p_i q_j})$ with $i, j = 1, 2$ have the same orientation. Thus, any two top vertices in E have images on essentially the same height, say h_1 . Similarly, any two bottom vertices in E have images on the same height, say h_2 . Since we must have $h_1 > h_2$ or $h_1 < h_2$, the lemma holds. \square

We define the *dominant orientation* to be right-side-up or upside-down so that the fraction of big edges that have the dominant orientation is at least $1 - 4\delta$.

4.4. *Construction of a product map.* Recall that Y is the set of vertical geodesics in $B(R)$. Let Y' denote the space of pairs (γ, x) where $\gamma \in Y$ is a vertical geodesic in $B(R)$ and $x \in \gamma$ is a point. Let $|\cdot|$ denote uniform measure on Y' . (In the case of $\text{DL}(m, n)$ this is just the counting measure.) The following lemma is a formal statement regarding subsets of Y' of large measure.

LEMMA 4.11. *Suppose $R \gg 1/\theta_1$ (where the implied constant depends only on the model space). Suppose $E \subset Y'$, with $|E| \geq (1 - \theta_1)|Y'|$. Then there exists a subset $U \subset B(R)$ such that*

- (i) $\mu(U) \geq (1 - 2\sqrt{\theta_1})\mu(B(R))$, where μ is defined in Section 3.2.
- (ii) If $x \in U$, then for at least $(1 - \sqrt{\theta_1})$ fraction of the vertical geodesics $\gamma \in Y$ passing within distance $1/2$ of x , $(\gamma, x) \in E$.

Remark. Note that for the case of $\text{DL}(m, n)$, any geodesic passing within distance $(1/2)$ of x passes through x .

Proof. For $x \in B(R)$, let $Y(x) \subset Y$ denote the set of geodesics that pass within $1/2$ of x . For clarity, we first give the proof for the $\text{DL}(m, n)$ case. Note that $|Y(x)| = c\mu(\{x\})$, where c depends on m, n and the location and size of $B(R)$. Note that

$$(8) \quad |Y|R = \sum_{x \in B(R)} \sum_{\gamma \in Y(x)} 1 = \sum_{x \in B(R)} |Y(x)| = \sum_{x \in B(R)} c\mu(\{x\}) = c\mu(B(R)).$$

Suppose $f(\gamma, x)$ is any function of a geodesic γ and a point $x \in \gamma$. Then

$$(9) \quad \begin{aligned} \frac{1}{|Y|R} \sum_{\gamma \in Y} \sum_{x \in \gamma} f(\gamma, x) &= \frac{1}{|Y|R} \sum_{x \in B(R)} \sum_{\gamma \in Y(x)} f(\gamma, x) \\ &= \frac{1}{|Y|R} \sum_{x \in B(R)} \frac{1}{|Y(x)|} \sum_{\gamma \in Y(x)} |Y(x)| f(\gamma, x) \\ &= \frac{1}{\mu(B(R))} \sum_{x \in B(R)} \frac{1}{|Y(x)|} \sum_{\gamma \in Y(x)} \mu(\{x\}) f(\gamma, x), \end{aligned}$$

where in the last line we used (8).

We apply (9) with f the characteristic function of the complement of E . We get

$$(10) \quad \frac{1}{\mu(B(R))} \sum_{x \in B(R)} \mu(\{x\}) \left(\frac{1}{|Y(x)|} \sum_{\gamma \in Y(x)} f(\gamma, x) \right) < \theta_1.$$

Let $F(x)$ denote the parenthesized quantity in the above expression. Let $E_2 = \{x \in B(R) : F(x) > \sqrt{\theta_1}\}$. Recall that Markov's inequality says that for any real-valued function f , and any real number $a > 0$, the measure of the set $\{|f| > a\}$ is at most $\frac{1}{a} \int |f|$. Then, by this inequality, $\mu(E_2)/\mu(B(R)) \leq \sqrt{\theta_1}/\theta_1 = \sqrt{\theta_1}$, and for $x \notin E_2$, for at least $(1 - \sqrt{\theta_1})$ fraction of the geodesics γ passing through x , $(\gamma, x) \in E$.

This completes the proof for the $DL(m, n)$ case. In $Sol(m, n)$ the computation is essentially the same, except for the fact that $|Y(x)|$ (i.e., the measure of set of geodesics passing within $(1/2)$ of x) can become smaller when x is within $(1/2)$ of the boundary of $B(R)$. However, the relative μ measure of such points is $O(1/R)$ by Lemma 3.3. Therefore, (8) and (9) hold up to error $O(1/R) < \theta_1$. \square

COROLLARY 4.12. *There exists a subset $U \subset B(R)$ with*

$$\mu(U) > (1 - 8\sqrt{\delta})\mu(B(R))$$

such that for $x \in U$, $(1 - 2\sqrt{\delta})$ -fraction of the geodesics passing within $(1/2)$ of x have ϵ -monotone image under ϕ and have images with the dominant orientation.

Proof. Let E denote the set of pairs (γ, x) where $\gamma \in Y$ is a dominantly oriented ϵ -monotone geodesic segment and x is a point of γ . Let $U \subset B(R)$ be the subset constructed by Lemma 4.11. Since $|E| \geq (1 - 4\delta)|Y'|$, $\mu(U) \geq (1 - 8\sqrt{\delta})\mu(B(R))$. \square

LEMMA 4.13. *Suppose ϕ and $B(R)$ and U are as in Corollary 4.12. Then there exist functions $\psi : \mathbb{R}^3 \rightarrow \mathbb{R}^2$, $q : \mathbb{R} \rightarrow \mathbb{R}$, and a subset $U_1 \subset B(R)$ with $\mu(U_1) > (1 - 128\delta^{1/4})\mu(B(R))$ such that for $(x, y, z) \in U_1$,*

$$(11) \quad d(\phi(x, y, z), (\psi(x, y, z), q(z))) = O(\epsilon R).$$

Proof. We assume that the dominant orientation is right-side-up (the other case is identical). Now suppose $p_1, p_2 \in U$ belong to the same x -horocycle. By the construction of U there exist q_1, q_2 in $B(R)$ (above p_1, p_2) such that for each $i = 1, 2$, the two geodesic segments $\overline{p_i q_1}$ and $\overline{p_i q_2}$ leaving p_i diverge quickly, and each of the quasigeodesic segments $\phi(\overline{p_i q_j})$ is ϵ -monotone. Then by Lemma 4.6, each of the $\phi(\overline{p_i q_j})$ is within $O(\epsilon R)$ of a quasi-geodesic segment λ_{ij} . Now by applying Lemma 3.1 to the λ_{ij} , we see that $\phi(p_1)$ and $\phi(p_2)$ are on the same x -horocycle, up to an error of $O(\epsilon R)$. Thus, the restriction of ϕ to U preserves the x -horocycles. A similar argument (but now we

will pick q_1, q_2 below p_1, p_2) shows that the restriction of ϕ to U preserves the y -horocycles. We can now conclude that ϕ is height respecting on a slightly smaller set U_1 ; i.e., there exist functions $\psi : \mathbb{R}^3 \rightarrow \mathbb{R}^2$ and $q : \mathbb{R} \rightarrow \mathbb{R}$ such that for $(x, y, z) \in U_1$, (11) holds. \square

PROPOSITION 4.14. *Suppose ϕ and $B(R)$ and U are as in Corollary 4.12. Then there exist functions f, g, q , a corresponding product map $\hat{\phi}$, and a subset $U_2 \subset B(R)$ with $\mu(U_2) > (1 - 256\delta^{1/4})\mu(B(R))$ such that for $(x, y, z) \in U_2$,*

$$d(\phi(x, y, z), \hat{\phi}(x, y, z)) = O(\epsilon R).$$

Proof. To simplify language, we assume that the dominant orientation is right-side-up (the other case is identical). Let z_1 (resp. z_2) denote the height of the bottom (resp. top) of $B(R)$. If $(x, y, z) \in B(R)$, we let $\gamma_{xy} : [z_1, z_2] \rightarrow B(R)$ denote the vertical geodesic segment $\gamma_{xy}(t) = (x, y, t)$. Let F_1 (resp. F_2) denote the subset of the bottom (resp. top) face of $B(R)$ that is within $8\delta^{1/4}$ of a point of U . Since $\mu(U) \geq (1 - 8\sqrt{\delta})\mu(B(R))$, each F_i has nearly full μ -measure. In fact, if we let $U' \subset B(R)$ denote the set of points (x, y, z) such that $(x, y, z_1) \in F_1$, $(x, y, z_2) \in F_2$, and γ_{xy} has ϵ -monotone image under ϕ , then $\mu(U') \geq (1 - 8\delta^{1/4})\mu(B(R))$.

Note that F_1 is an $O(1)$ neighborhood of a (subset of a) segment of a x -horocycle, say $\{(x, y_1, z_1) : x \in A\}$. Since the restriction of ϕ to U preserves the x -horocycles, $\delta^{1/4} < \epsilon$, there exist numbers y'_1 and z'_1 and a function $f : A \rightarrow \mathbb{R}$ or \mathbb{Q}_m such that for $x \in A$, $\phi(x, y_1, z_1)$ is at most $O(\epsilon R)$ distance from $(f(x), y'_1, z'_1)$. Similarly, F_2 is bounded distance from a set of the form $\{(x_2, y, z_2) : y \in A'\}$, and there exists a function $g : A' \rightarrow \mathbb{R}$ or \mathbb{Q}_n such that the restriction of ϕ to F_2 is $O(\epsilon R)$ distance from a map of the form $(x_2, y, z_2) \rightarrow (x'_2, g(y), z'_2)$.

Let U_1 be as in Lemma 4.13. Now suppose $p = (x, y, z) \in U' \cap U_1$. Since $p \in U'$, $\phi(p)$ is $O(\epsilon R)$ from a vertical geodesic connecting a point in the $O(\epsilon R)$ neighborhood of $\phi(x, y, z_1)$ to a point in the $O(\epsilon R)$ neighborhood of $\phi(x, y, z_2)$. Hence, $\phi(p)$ is within $O(\epsilon R)$ distance of the vertical geodesic connecting $(f(x), y'_1, z'_1)$ to $(x'_2, g(y), z'_2)$. This, combined with (11), implies the proposition and hence Theorem 4.3. \square

Remark. The product map $\hat{\phi}$ produced in the proof of Proposition 4.14 is not defined on the entire box. Since we are not assuming anything about the regularity of the maps f, g and q that define $\hat{\phi}$, one can choose an arbitrary extension to a product map defined on the box. This is sufficient for our purposes here.

Order in which constants are chosen.

- We may assume that ϵ is sufficiently small so that in Lemma 3.1, the $O(\epsilon r)$ error term is smaller than $(r/100)$.

- We choose $N = N(\epsilon, \kappa, C)$ so that Lemma 4.7 works. We may assume $N \in \mathbb{Z}$.
- As described in Section 4.2, we choose $\delta = \delta(\epsilon, \theta, \kappa, C)$ so that $\delta^{1/4} < \epsilon$ (see proof of Proposition 4.14), $256\delta^{1/4} < \theta$ (see Proposition 4.14) and also $\delta^2 < \theta$; see Lemma 4.9.
- We choose $S = S(\delta, \kappa, \epsilon)$ so that $S > \frac{32\kappa^3}{\epsilon\delta^4}$, as described in Section 4.2.
- For $s = 1, \dots, S$, write $r_s = r_0 N^s$.
- Write $L = \Delta r_0$. Choose $\Delta = N^p$ for some $p \in \mathbb{Z}$ so that for $R = r_s$, the $O(R/L)$ error term in (6) is at most δ^2 . Then the same is true for any $R = r_s$, $1 \leq s \leq S$.

Now assume r_0 is sufficiently large so that Lemma 4.11 holds with $R = r_0$ and $\theta_1 = 2\delta$. Theorem 4.3 holds with $\alpha = 1$ and $\beta = N^S$.

5. Step II

In this section we assume that $m > n$. We prove the following theorem.

THEOREM 5.1. *For every $\delta > 0$, $\kappa > 1$ and $C > 0$, there exists a constant $L_0 > 0$ (depending on δ, κ, C) such that the following holds. Suppose that $\phi : X(m, n) \rightarrow X(m', n')$ is a (κ, C) quasi-isometry. Then for every $L > L_0$ and every box $B(L)$, there exists a subset $U \subset B(L)$ with $|U| \geq (1 - \delta)|B(L)|$ and a height-respecting map $\hat{\phi}(x, y, z) = (\psi(x, y, z), q(z))$ such that*

- (i) $d(\phi|_U, \hat{\phi}) = O(\delta L)$.
- (ii) For z_1, z_2 heights of two points in $B(L)$, we have

$$(12) \quad \frac{1}{2\kappa}|z_1 - z_2| - O(\delta L) < |q(z_1) - q(z_2)| \leq 2\kappa|z_1 - z_2| + O(\delta L).$$

- (iii) For all $x \in U$, at least $(1 - \delta)$ fraction of the vertical geodesics passing within $O(1)$ of x are $(\eta, O(\delta L))$ -weakly monotone, where η depends only on the model space.

Remark. It is not difficult to conclude from Theorem 5.1 that $\hat{\phi}$ is in fact a product map (not merely height-respecting). However, we will not need this.

Theorem 5.1 is true also for the case $m = n$; its proof for that case is the content of [EFW]. The proof presented in this section is much simpler, but applies only to the case $m > n$.

The main point of the proof is to show that if $m > n$, then in the notation of Theorem 4.3, for each $i \in I_g$, the maps $\hat{\phi}_i$ must preserve the up direction. This is done in Section 5.3. The deduction of Theorem 5.1 from that fact is in Section 5.4. The argument here for showing that the up direction is preserved uses the fact that when $m \neq n$, each box $B(R)$ has most of its mass at the bottom of the box.

5.1. *Volume estimates.* This section collects a number of purely geometric facts needed in the proof of Theorem 5.1. The point is merely to show that quasi-isometries quasi-preserve volume in an appropriate sense.

The following is a basic property shared for example by all homogeneous spaces and all spaces with a transitive isometry group (such as $X(m, n)$).

LEMMA 5.2. *For $p \in X(m, n)$, let $D(p, r)$ denote the metric ball of radius r centered at p . Then for every $b > a > 0$, there exists $\omega = \omega(a, b) > 1$ with $\log \omega = O(b - a)$ such that for all $p, q \in X(m, n)$,*

$$\omega(a, b)^{-1} |D(p, a)| \leq |D(q, b)| \leq \omega(a, b) |D(p, a)|,$$

where $|\cdot|$ denotes volume (relative to the $X(m, n)$ metric). Also $\log \omega(a, b) = O(b - a)$, where the implied constant depends on the model space $X(m, n)$.

Proof. The first statement is immediate since $X(m, n)$ is a homogeneous space and therefore $|D(q, a)| = |D(p, a)|$ for p, q . The second statement is a consequence of exponential growth of balls. \square

In this section we prove some fairly elementary facts about quasi-isometries quasi-preserving volume. The main tool is the following basic covering lemma.

LEMMA 5.3. *Let X be a metric space, and let \mathcal{F} be a collection of points in X . Then for any $a > 0$, there is a subset \mathcal{G} in \mathcal{F} such that*

- (i) *The sets $\{B(x, a) | x \in \mathcal{G}\}$ are pairwise disjoint.*
- (ii) *$\bigcup_{\mathcal{F}} B(x, a) \subset \bigcup_{\mathcal{G}} B(x, 5a)$.*

This lemma and its proof (which consists of picking \mathcal{G} by a greedy algorithm) can be found in [Hei01, Ch. 1]. This argument is implicit in almost any reference that discusses covering lemmas.

Recall that we are assuming that ϕ is a continuous (κ, C) quasi-isometry.

From this we can deduce the following fact about quasi-isometries of $X(m, n)$. This fact holds much more generally for metric measure spaces that satisfy Lemma 5.2.

PROPOSITION 5.4. *Let $\phi : X(m, n) \rightarrow X(m', n')$ be a continuous (κ, C) quasi-isometry. Then for any $a \gg C$, there exists $\omega_1 > 1$ with $\log \omega_1 = O(a)$ such that for any $U \subset X(m, n)$,*

$$\omega_1^{-1} |\phi(N_a(U))| \leq |N_a(U)| \leq \omega_1 |N_a(\phi(U))|,$$

where $N_a(U) = \{x \in X(m, n) : d(x, U) < a\}$.

Proof. We assume that $a > 4\kappa C$. Note that we are assuming that every point is within distance C of the image of ϕ . Let \mathcal{F} be the covering of $N_a(U)$ consisting of all balls of radius a centered in U . By Lemma 5.3, we can find a

(finite) subset \mathcal{G} of U such that $\bigcup_{x \in \mathcal{G}} D(x, 5a)$ cover $N_a(U)$ and such that the balls centered at \mathcal{G} are pairwise disjoint. Hence,

$$\sum_{x \in \mathcal{G}} |D(x, a)| \leq |N_a(U)| \leq \sum_{x \in \mathcal{G}} |D(x, 5a)|.$$

Now $\phi(N_a(U))$ is covered by $\bigcup_{x \in \mathcal{G}} \phi(D(x, 5a)) \subset \bigcup_{x \in \mathcal{G}} D(\phi(x), 5\kappa a + C)$. Hence,

$$\begin{aligned} |\phi(N_a(U))| &\leq \sum_{x \in \mathcal{G}} |D(\phi(x), 5\kappa a + C)| \leq \omega(a, 5\kappa a + C) \sum_{x \in \mathcal{G}} |D(x, a)| \leq \\ &\leq \omega(a, 5\kappa a + C) |N_a(U)|. \end{aligned}$$

For the other inequality,

$$\begin{aligned} |N_a(\phi(U))| &\geq |N_a(\phi(\mathcal{G}))| = \left| \bigcup_{x \in \mathcal{G}} D(\phi(x), a) \right| \geq \left| \bigcup_{x \in \mathcal{G}} D(\phi(x), a/\kappa - C) \right| \\ &= \sum_{x \in \mathcal{G}} |D(\phi(x), a/\kappa - C)| \\ &\geq \omega(a/\kappa - 2C, 5a)^{-1} \sum_{x \in \mathcal{G}} |D(x, 5a)| \geq \omega_1^{-1} |N_a(U)|. \quad \square \end{aligned}$$

Terminology. The “coarse volume” of a set E means the volume of $N_a(E)$ for a suitable a . If the set E is essentially one dimensional (resp. two dimensional), we use the term “coarse length” (resp. “coarse area”) instead of coarse volume, but the meaning is still the volume of $N_a(E)$. We also use $\ell(\cdot)$ to denote coarse length.

5.2. *The trapping lemma.* Again this section contains purely geometric facts needed in the proof of Theorem 5.1. The facts in this section concern the geometry of the model space $X(m, n)$. For a path γ , let $\ell(\gamma)$ denote the length of γ (measured in the $X(m, n)$ -metric). Recall that we are assuming $m \geq n$.

LEMMA 5.5. *Suppose L is a constant z plane, and suppose U is a bounded set contained in L . Suppose $k > r > 0$ and γ is a path that stays at least k units below L , i.e., that $\max_{x \in \gamma} (h(x)) < h(L) - k$. Suppose also that any vertical geodesic ray starting at U and going down intersects the r -neighborhood of γ . Then*

$$\ell(\gamma) \geq e^{c_1 k - c_2 r} \text{Area}(U),$$

where $c_1 > 0$ and $c_2 > 0$ depend only on the model space, and both the length and the area are measured using the $X(m, n)$ metric.

Proof. We give a proof for $DL(m, n)$, the proof for $Sol(m, n)$ is similar. Let Δ denote the r -neighborhood of γ , then $|\Delta| \leq e^{c_2 r} \ell(\gamma)$. Pick N so that Δ stays above height $h(L) - N$. Let \mathcal{A} denote the set of vertical segments of length N that start at height $h(L)$ and go down. Let \mathcal{A}_U denote the elements of \mathcal{A} that start at points of U . Then $|\mathcal{A}_U| = |U| m^N$. Now for $0 < s < N$, any

point at height $h(U) - s$ intersects exactly $n^s m^{N-s}$ elements of \mathcal{A} . Thus, by the assumption on the height of Δ , any point of Δ can intersect at most $n^k m^{N-k}$ elements of \mathcal{A} . But by assumption, Δ intersects any element of \mathcal{A}_U . Thus, $|\Delta| \geq (|U|m^N)/(n^k m^{N-k}) = |U|(m/n)^k$, which implies the lemma. (Recall that in our notation, length = area = cardinality in $\text{DL}(m, n)$.)

For $\text{Sol}(m, n)$, the proof is similar but uses smooth volume rather than counting. First observe that the volume of the r neighborhood of γ is at most $l(\gamma)e^{c_2 r}$, where c_2 depends only on the model space by exponential volume growth. Second observe that projecting upward by t units of height contracts volume by $e^{c_1 t}$. Since U is contained in the projection of the r neighborhood of γ up to height L , and γ is always at least k units below L , the desired estimate follows. \square

Remark. When $m = n$, Lemma 5.5 still holds (but with $c_1 = 0$) and also, in addition, with the word *below* replaced by the word *above*. When $m \neq n$, volume decreases on upwards projection.

5.3. *Vertical Orientation preserved.* Given a box $B(R)$, an y -horocycle H in $B(R)$ and a number ρ , we let the *shadow*, $\text{Sh}(H, \rho)$, of H in $B(R)$ be the set of points that can be reached by a vertical geodesics going straight down from the ρ neighborhood of H . Note that if H is the top of the box, $\text{Sh}(H, 1)$ is the entire box. Similar definitions hold for x -horocycles, but then the shadow will be above the horocycle.

The goal of this subsection is the following

THEOREM 5.6. *Suppose that $m > n$ and that ϵ and θ are sufficiently small (depending only on the model space). Let I, I_g, U_i and $\hat{\phi}_i$ be as in Theorem 4.3. Suppose $i \in I_g$. Then the product map $\hat{\phi}_i : B(R) \rightarrow X(m', n')$ can be written as $\hat{\phi}_i(x, y, z) = (f_i(x), g_i(y), q_i(z))$, with $q_i : \mathbb{R} \rightarrow \mathbb{R}$ coarsely orientation preserving.*

Remark. The result of Theorem 5.6 is *false* in the case $m = n$, since there exist “flips,” i.e., isometries that reverse vertical orientation. This is the point where the proof in the case $m = n$ diverges from the case $m > n$.

In the rest of Section 5.3 we prove Theorem 5.6. We pick $i \in I_g$ and suppress the index i for the rest of this subsection. Pick $1 \gg \rho_2 \gg \rho_1 \gg \epsilon$ to be determined later (see the end of this subsection).

LEMMA 5.7. *Let θ be as in Theorem 4.3. All but $O(4\sqrt{\theta})$ proportion of the y -horocycles H that are above the middle of the box $B(R)$ have all but $O(\sqrt{\theta})$ fraction of the μ -measure of both $N_{\rho_1 R}(H)$ and $\text{Sh}(H, \rho_1 R)$ in U .*

Proof. Let P be a constant z plane above the middle of the box (and not too close to the top). We choose horocycles H_i in P such that $P =$

$\coprod_i N_{\rho_1 R}(H_i)$. The subset of $B(R)$ below P is then the disjoint union of the shadows $\coprod_i \text{Sh}(H_i, \rho_1 R)$. Since at least half the measure of $B(R)$ is below P , it follows that there is some i so that all but $O(\sqrt{\theta})$ of the μ -measure of $\text{Sh}(H_i, \rho_1 R)$ is in U . To guarantee the same fact about $N_{\rho_1 R}(H)$, we pick P such that $N_{\rho_1 R}(P)$ has all but $O(\sqrt{\theta})$ fraction of its μ -measure in U . \square

LEMMA 5.8. *For any H as in Lemma 5.7, there exists a constant z plane P such that $N_{\rho_1 R}(P) \cap \text{Sh}(H, \rho_1 R) \cap U$ contains all but $O(\theta^{1/4})$ fraction of the μ -measure in $N_{\rho_1 R}(P) \cap \text{Sh}(H, \rho_1 R)$. Furthermore, we can choose P and H such that $\rho_2 R < d(P, H) < 2\rho_2 R$.*

Proof. Let

$$E = \text{Sh}(H, \rho_1 R) \cap h^{-1}(h(H) - 2\rho_2 R, h(H) - \rho_2 R).$$

By Lemma 5.7, $\mu(E \cap U) \geq (1 - c\sqrt{\theta}/\rho_2)\mu(E) \geq (1 - \theta^{1/4})\mu(E)$, where c is the implied constant in Lemma 5.7 and we have assumed that $c\theta^{1/2}/\rho_2 \leq \theta^{1/4}$. Now this is another application of Fubini's theorem, where we partition E into its intersections with neighborhood of constant z planes. \square

LEMMA 5.9. *Let P be as in the conclusion of Lemma 5.8. There are subsets S_1, S_2 of $P \cap B(R)$ such that*

1. $N_{\rho_1 R}(S_i) \cap U$ contains all but $O(\theta^{1/4})$ fraction of the μ -measure of $N_{\rho_1 R}(S_i)$.
2. For $s_i \in S_i$, any path joining s_1 to s_2 of length less than $\kappa^3 \rho_2 R$ passes within $O(\rho_1 R)$ of H .
3. For $i = 1, 2$, $\text{Area}(S_i) \gg \frac{1}{6} \text{Area}(\text{Sh}(H, \rho_1 R) \cap P) > e^{c\rho_2 R} \ell(H \cap B(R))$, where c depends on the model spaces.

Proof. We divide $P \cap \text{Sh}(H, \rho_1 R)$ into equal thirds where each third has the entire y -extent and a third of the x -extent. We let \tilde{S}_1 and \tilde{S}_2 be the two nonmiddle thirds. Now let S_i be the portion of \tilde{S}_i that is at least $\kappa^3 \rho_2 R$ away from the edges of $B(R)$. The area of each of these regions is much more than the coarse area $\ell(H \cap B(R))$ since projecting upwards decreases area and each region projects upwards onto H . \square

The proof of Theorem 5.6 involves deriving contradiction to the reversal of orientation of vertical geodesics under $\hat{\phi}$ on $B_i(R)$. The goal is to show that if the orientation were to reverse, we could find a path in the target joining $\hat{\phi}(s_1)$ to $\hat{\phi}(s_2)$ that contradicts Lemma 5.9.

Proof of Theorem 5.6. We assume that vertical orientation is not preserved but reversed. This means the z component $q(z)$ of the product map in Theorem 4.3 is orientation reversing. Let H_p denote the x -horocycle through p . For $i = 1, 2$, let

$$S'_i = \{p \in S_i \cap U : \text{for } j = 1, 2, \ell(H_p \cap U \cap S_j) > 0.5\ell(H_p \cap S_j)\}.$$

Let $W_i = \hat{\phi}(S_i)$. By Proposition 5.4, and Lemma 5.9 part 3, we have

$$(13) \quad \text{Area}(W_i) \geq e^{-D\rho_1 R} \text{Area}(S'_i) > e^{(c\rho_2 - D\rho_1)R} \ell(H),$$

where D depends only on the model spaces, κ and C . Assuming ϵ is sufficiently small, $\ell(H) \ll \text{Area}(W_i)$. Then by Lemma 5.5, 99.9% of the geodesics going down from W_i do not enter the $O(\rho_1 R)$ neighborhood of $\phi(H)$. Let W'_i denote the set of $p \in W_i$ so that 99% of the geodesics going down from (the $1/2$ -neighborhood of) p do not enter the $O(\rho_1 R)$ neighborhood of $\phi(H)$. Then $\text{Area}(W'_i) \geq 0.9 \text{Area}(W_i)$.

Let \mathcal{H} denote the set of y -horocycles H' such that $W_i \cap H'$ is nonempty for some (or equivalently for all) $i \in \{1, 2\}$. Let $\mathcal{H}_i = \{H' \in \mathcal{H} : W'_i \cap H' \neq \emptyset\}$. We claim that $\mathcal{H}_1 \cap \mathcal{H}_2 \neq \emptyset$. Indeed, $W_i = \coprod_{H' \in \mathcal{H}} W_i \cap H'$, and $\text{Area}(W_i) = |\mathcal{H}|c_i$, where $c_i = |W_i \cap H'|$ is independent of $H' \in \mathcal{H}$. Now,

$$0.9c_i|\mathcal{H}| = 0.9 \text{Area}(W_i) \leq \text{Area}(W'_i) \leq c_i|\mathcal{H}_i|.$$

Thus, we have $|\mathcal{H}_i| \geq 0.9|\mathcal{H}|$, and hence there exists $H' \in \mathcal{H}_1 \cap \mathcal{H}_2$. By the definition of the \mathcal{H}_i , we can find p_1, p_2 such that $p_i \in H' \cap W'_i$. Then for $i = 1, 2$, by the definition of W'_i , we can find geodesics γ_i going down from p_i , such that γ_i do not enter the $O(\rho_1 R)$ neighborhood of $\phi(H)$, and such that γ_1 and γ_2 meet at some point p' . By construction $d(p', W_i) \leq 2\kappa^2 \rho_2 R$. Concatenating subsegments of these two geodesics yields a path connecting p_1 to p_2 of length $d(p_1, p_2)$ that avoids the $O(\rho_1 R)$ neighborhood of $\phi(H)$. Pulling back, we have a path of length at most $16\kappa^3 \rho_2 R$ and avoiding the $O(\rho_1 R)$ neighborhood of H , which connects a point within $O(\epsilon R)$ of S_1 to a point within $O(\epsilon R)$ of S_2 . This contradicts Lemma 5.9. \square

Remark. The only place in this paper where we make essential use of the fact that ϕ satisfies (2) of Definition 1.1 is in pulling back the path connecting p_1 and p_2 at the end of the proof of Theorem 5.6.

Choice of constants. Let A be the largest constant depending only on κ, C and the model spaces, which arises in the course of the argument in Section 5.3.

We choose ρ_2 so that $A\rho_2 < 1$. Similarly, we choose ρ_1 so that $A\rho_1 < \rho_2$ and $\epsilon A\epsilon < \rho_1$. We also choose θ so that $A\theta^{1/4} < \rho_1$. We also make sure that ϵ and θ are sufficiently small so that Theorem 5.6 applies. In addition, we choose r_0 in the statement of Theorem 4.3 such that the constant $e^{(c\rho_2 - D\rho_1)R}$ that appears in the proof of Theorem 5.6 is at least 1000. Our other choices guarantee that $\rho_2 > \frac{D}{c}\rho_1$, so this is just a lower bound on R and therefore r_0 .

5.4. Proof of Theorem 5.1. The uniform set and the exceptional set. Let I_g and $U_i, i \in I_g$ be as in Theorem 4.3. Let $W = \bigcup_{i \in I_g} U_i$.

Recall that Y_L is the set of vertical geodesics in $B(L)$. Here we will work with a fixed geodesic $\gamma \in Y_L$. Let $W^c \subset B(L)$ denote the complement of W in

$B(L)$. For a point $x \in \gamma$ and $T > 0$, let

$$P(x, \gamma, T) = |W^c \cap \gamma \cap D(x, T)|,$$

where $D(x, T)$ is the ball of radius T centered at x (so that $\gamma \cap D(x, T)$ is an interval of length $2T$ centered at x).

LEMMA 5.10. *For every $\eta_1 > 0$, there exists $\eta > 0$ (with $\eta \rightarrow 0$ as $\eta_1 \rightarrow 0$) such that the following holds. Suppose γ is a geodesic ray leaving x , and for any $T > 1$, $P(x, \gamma, T) < \eta_1 T$. Then $\bar{\gamma} = \phi \circ \gamma$ is (η, C_1) -weakly-monotone, where $C_1 = O(\eta_1 R)$.*

Proof. Parametrize γ so that $\gamma(0) = x$. Without loss of generality, we may assume that γ is going up. Let $\bar{\gamma} = \phi \circ \gamma$. Suppose $0 < t_1 < t_2$ are such that $h(\bar{\gamma}(t_1)) = h(\bar{\gamma}(t_2))$. Write $q(t) = h(\bar{\gamma}(t))$. Subdivide $[t_1, t_2]$ into intervals I_1, \dots, I_N of length $\leq \eta_1 R$ and so that the length of all but the first and last is exactly $\eta_1 R$. We may assume $N \geq 3$. Let $J \subset [1, \dots, N]$ be the set of $j \in \mathbb{Z}$ such that $\bar{\gamma}(I_j) \cap W \neq \emptyset$. For $j \in J$, pick s_j such that $\bar{\gamma}(s_j) \in W$, and pick $s \in I_j$ arbitrarily otherwise. Now

$$(14) \quad 0 = q(t_2) - q(t_1) = q(t_2) - q(s_{N'}) + \sum_{\substack{j=3 \\ j \text{ odd}}}^{N'} (q(s_j) - q(s_{j-2})) + q(s_1) - q(t_1),$$

where N' is either N or $N - 1$, depending on whether N is odd or even.

Let $Q_0 = \{\text{odd } j \in [3, N'] : \gamma(s_j) \in U_i, \gamma(s_{j-2}) \in U_i\}$ (same U_i). Let Q_1 denote the set of odd $j \in [3, N']$ such that $\gamma(s_j)$ and $\gamma(s_{j+1})$ are in different boxes $B_i(R)$. Finally, let Q_2 denote the set of odd $j \in [3, N']$ such that $\gamma(I_j) \subset W^c$ or $\gamma(I_{j-2}) \subset W^c$. By assumption, $|Q_2| \leq t_2/R$ and also $|Q_1| \leq t_2/R$. Then $|Q| \geq (1/3)(t_2 - t_1)/(\eta_1 R)$. Note that if $j \in Q$, then $|q(s_j) - q(s_{j-2})| \geq \eta_1 R/(2\kappa)$, and for any j , $|q(s_{j+2}) - q(s_j)| \leq 4\kappa\eta_1 R$. Hence,

$$\sum_{j \in Q} q(s_j) - q(s_{j-2}) \geq |Q| \frac{\eta_1 R}{\kappa} \geq \frac{t_2 - t_1}{6\kappa}.$$

Also,

$$\left| \sum_{j \in Q_1 \cup Q_2} q(s_j) - q(s_{j-2}) \right| \leq |Q_1 \cup Q_2| 2\kappa\eta_1 R \leq 2\kappa\eta_1 t_2.$$

Plugging into (14), we see that

$$0 \geq \frac{t_2 - t_1}{6\kappa} - 2\kappa\eta_1 t_2 - O(\eta_1 R)$$

or

$$\frac{t_2 - t_1}{6\kappa} \leq 2\kappa\eta_1 t_2 + O(\eta_1 R),$$

which implies the lemma. □

Pick $A \gg 1$. (In fact we will eventually choose $A = (4(128/\delta)^4)$.) Suppose $\gamma \in Y_L$. We define a point $x \in \gamma$ to be A -uniform along γ , if for all $T > 1$,

$$\frac{P(x, \gamma, T)}{T} < A \frac{|\gamma \cap W^c|}{L}.$$

LEMMA 5.11. *Let $\theta(\gamma)$ denote the proportion of non- A -uniform points along γ . Then $\theta(\gamma) \leq 2/A$.*

Proof. This is a standard application of the Vitali covering lemma. Let $\nu = \frac{|\gamma \cap W^c|}{L}$. Suppose x is nonuniform. Then there is an interval I_x centered at x such that

$$|I_x \cap W^c| \geq A\nu|I_x|.$$

The intervals I_x obviously cover the nonuniform set of γ , and, by Vitali, we can choose a disjoint subset I_j that covers at least half the measure of the nonuniform set. Then

$$|\bigcup I_j| \leq \sum |I_j| \leq (A\nu)^{-1}|I_j \cap W^c| \leq (A\nu)^{-1}|\gamma \cap W^c|.$$

Dividing both sides by L (the length γ), and recalling that $|\gamma \cap W^c|/L = \nu$, we obtain the estimate. □

Let $\theta_1 = \frac{\theta}{\eta_1} + \frac{2}{A}$.

COROLLARY 5.12. *There exists a subset $U \subset B(L)$ with*

$$\mu(U) > (1 - 2\sqrt{\theta_1})\mu(B(L))$$

such that for $x \in U$, $(1 - \sqrt{\theta_1})$ -fraction of the geodesics passing within $(1/2)$ of x are right-side-up $(\eta, \eta_1 R)$ -weakly-monotone.

Proof. Let Y' denote the space of pairs (γ, x) where $\gamma \in Y_L$ is a vertical geodesic in $B(L)$ and $x \in \gamma$ is a point. Let $E \subset Y'$ denote the set of pairs (γ, x) such that $|\gamma \cap W| \geq (1 - \eta_1/A)L$ and x is A -uniform along γ . Then, by Lemma 5.11, we have $|E| \geq (1 - \theta_1)|Y'|$. Let U be the subset constructed by applying Lemma 4.11. Then $\mu(U) \geq (1 - 2\sqrt{\theta_1})\mu(B(L))$, and for $x \in U$ by Lemma 5.10 at least $(1 - \sqrt{\theta_1})$ fraction of the geodesic rays leaving x are $(\eta, O(\eta_1 R))$ -weakly-monotone. □

LEMMA 5.13. *Suppose ϕ and $B(L)$ and U are as in Corollary 5.12, and suppose η is sufficiently small (depending only on the model space). Then there exist functions ψ, q , and a subset $U_1 \subset B(L)$ with $\mu(U_1) > (1 - 128\theta_1^{1/4})\mu(B(L))$ such that for $(x, y, z) \in U_1$,*

$$(15) \quad d(\phi(x, y, z), (\psi(x, y, z), q(z))) = O(\delta L).$$

Proof. This proof is identical to that of Lemma 4.13. □

Proof of Theorem 5.1. Choose η so that Lemma 5.13 holds. Choose η_1 so that Lemma 5.10 holds and also that the $O(\eta_1 R)$ term in Lemma 5.10 is at most δL . Choose $A^{-1} = (\delta/128)^4/4$, and choose $\theta = (\delta/128)^4/\eta_1$ so that $128\theta_1^4 < \delta$. Now the theorem follows from combining Corollary 5.12 and Lemma 5.13. \square

6. Step III

In this section we complete the proof of Theorems 2.1 and 2.3. We assume that ϕ is a κ, C quasi-isometry from $X(m, n)$ to $X(m', n')$ satisfying the conclusion of Theorem 5.1. All the arguments in this section are valid also in the case $m = n$ (and are used in [EFW]).

6.1. *A weak version of height preservation.* In this subsection our main goal is to prove the following

THEOREM 6.1. *Let $\phi : X(m, n) \rightarrow X(m', n')$ be a (κ, C) quasi-isometry satisfying the conclusions of Theorem 5.1. Then for any $\theta \ll 1$, there exists $M > 0$ (depending on θ, κ, C) such that for any x and y in $X(m, n)$ with $h(x) = h(y)$,*

$$(16) \quad |h(\phi(x)) - h(\phi(y))| \leq \theta d(x, y) + M.$$

Note. This is a step forward, since the theorem asserts that (16) holds for all pairs x, y of equal height (and not just on a set of large measure).

We would like to restrict Theorem 5.1 to the neighborhood of a constant z plane. Let $\nu = \sqrt{\delta}$. Fix a constant z plane P . For notational convenience, assume that P is at height 0. Let $R(L) \subset P$ denote the intersection of P with a box $B(2L)$ whose top face is at height L and bottom face at $-L$. Then $R(L)$ is a rectangle. (In fact, when $m = n$, with this choice of P , $R(L)$ is a square in the Euclidean metric.) We will call L the *size* of $R(L)$. Let $R^+(L)$ denote the “thickening” of $R(L)$ in the z -direction by the amount νL ; i.e., $R^+(L)$ is the intersection of $B(2L)$ with the region $\{p \in X(m, n) : -(\nu/2)L \leq h(p) \leq (\nu/2)L\}$, where as above $h(\cdot)$ denotes the height function.

We now have the following corollary of Theorem 5.1.

COROLLARY 6.2. *Suppose $L > L_0$. Then for every rectangle $R(L) \subset P$, there exists $U \subset R^+(L)$ with $\mu(U) \geq (1 - \nu)\mu(R^+(L))$ and a standard map $\hat{\phi} : U \rightarrow X(m', n')$ such that $d(\phi|_U, \hat{\phi}) \leq \nu L$. Furthermore, for any $p \in U$, for 99% of the geodesics γ leaving p , $\phi(\gamma \cap B(2L))$ is within δL of a vertical geodesic segment (in the right direction).*

The tilings. Choose $\beta \ll 1$ depending only on κ, C, m and n . When $m = n$, $\beta \approx \frac{1}{\kappa^4}$. Let $L_j = (1 + \beta)^j L_0$. For each $j > 0$ we tile P by rectangles R of size L_j ; we denote the rectangles by $R_{j,k}$, $k \in \mathbb{N}$. For $x \in X(m, n)$, let $R_j[x]$

denote the unique rectangle in the j^{th} tiling to which the orthogonal projection of x to P belongs.

Warning. Despite the fact that $L_{j+1} = (1+\beta)L_j$, the number of rectangles of the form $R_j[x]$ needed to cover a rectangle of the form $R_{j+1}[y]$ is very large (on the order of $e^{\beta L_j}$). This is because the Euclidean size of $R(L_j)$ is approximately e^{L_j} .

The sets U_j . For each rectangle $R_{j,k}$, Corollary 6.2 gives us a subset of $R_{j,k}^+$ which we will denote by $U_{j,k}$. Let

$$U_j = \bigcup_{k=1}^{\infty} U_{j,k}.$$

In view of Corollary 6.2, for any $x \in U_j$,

$$(17) \quad \sup_{y \in R_j^+[x] \cap U_j} |h(\phi(y)) - h(\phi(x))| \leq 2\nu L_j.$$

We also have the following generalization.

LEMMA 6.3. *For any $x \in U_j$ and any $y \in R_{j+1}^+[x] \cap U_j$,*

$$|h(\phi(y)) - h(\phi(x))| \leq 12\nu L_j.$$

Proof. Let $R_j[p]$ be a rectangle on the same ‘‘row’’ as $R_j[x]$ and the same ‘‘column’’ as $R_j[y]$. Then since $\nu \ll 1$, there exists an x -horocycle H that intersects both $R_j^+[x] \cap U_j$ and $R_j^+[p] \cap U_j$; let us denote the points of intersection by x_1 and p_1 respectively.

Now for $i = 1, 2$, choose (sufficiently different) vertical geodesics γ_i coming down from (near) x_1 and γ'_i coming down from (near) p_1 such that for $i = 1, 2$, $\gamma_i(L_{j+1})$ and $\gamma'_i(L_{j+1})$ are close. (Here all the geodesics are parametrized by arclength.) In view of Corollary 6.2, since x_1 and p_1 are in U_j , we may assume that there exist vertical geodesics λ_i and λ'_i such that for $0 \leq t \leq L_j$, $d(\gamma_i(t), \lambda_i) \leq \nu + \eta t$ where $\eta \ll 1$. Similarly, $d(\gamma'_i(t), \lambda'_i) \leq \nu + \eta t$.

Thus, in particular, $h(\phi(\gamma_i(L_j))) \leq h(\phi(x_1)) - L_j/\kappa + \eta \leq h(H) - L_j/(2\kappa)$ and, similarly, $h(\phi(\gamma'_i(L_j))) \leq h(\phi(p_1)) - L_j/(2\kappa)$. Now note that $d(\gamma_i(L_j), \gamma'_i(L_j)) = \beta L_j + O(1)$. Hence $d(\phi(\gamma_i(L_j)), \phi(\gamma'_i(L_j))) \leq 2\kappa\beta L_j + O(1)$ and, by assumption, $\kappa^2\beta \ll 1$. Then by Lemma 3.1, $\phi(x_1)$ and $\phi(p_1)$ are near the same horocycle, and thus, in particular,

$$(18) \quad |h(\phi(x_1)) - h(\phi(p_1))| \leq 4\nu L_j.$$

Similarly, we can find $p_2 \in R_j^+[p] \cap U_j$ and $y_2 \in R_j^+[y] \cap U_j$ such that p_2 and y_2 are on the same y -horocycle. Then, by the same argument,

$$(19) \quad |h(\phi(p_2)) - h(\phi(y_2))| \leq 4\nu L_j.$$

Hence, in view of (18), (19) and (17),

$$|h(\phi(x)) - h(\phi(y))| \leq 12\nu L_j,$$

as required. \square

LEMMA 6.4. *Suppose $p \in R_j^+[x] \cap U_j$, $q \in R_{j+1}^+[x] \cap U_{j+1}$. Then*

$$(20) \quad |h(\phi(p)) - h(\phi(q))| \leq 16\nu L_{j+1}.$$

Proof. Note that the orthogonal projection of $U_j \cap R_{j+1}^+[x]$ to $R_{j+1}[x]$ has full μ -measure (up to order ν). The same is true of $U_{j+1} \cap R_{j+1}^+[x]$. Thus, the projections intersect, and thus we can find $p' \in U_j \cap R_{j+1}^+[x]$ and $q' \in R_{j+1}^+[x] \cap U_{j+1}$ such that $d(p', q') \leq 2\nu L_{j+1}$. Now, in view of Lemma 6.3,

$$|h(\phi(p)) - h(\phi(p'))| \leq 12\nu L_j,$$

and in view of (17),

$$|h(\phi(q')) - h(\phi(q))| \leq 2\nu L_{j+1}.$$

This implies (20). \square

Proof of Theorem 6.1. We have

$$R_0[x] \subset R_1[x] \subset R_2[x] \subset \dots$$

and

$$R_0[y] \subset R_1[y] \subset R_2[y] \subset \dots$$

There exists N with L_N comparable to $d(x, y)$ such that (after possibly shifting the N^{th} grid by a bit) $R_N[x] = R_N[y]$. Now for $0 \leq j \leq N$, pick $x_j \in R_j^+[x] \cap U_j$, $y_j \in R_j^+[y] \cap U_j$. We may assume that $x_N = y_N$. Now, using Lemma 6.4,

$$\begin{aligned} |h(\phi(x_0)) - h(\phi(y_0))| &\leq \sum_{j=0}^{N-1} |h(\phi(x_{j+1})) - h(\phi(x_j))| \\ &\quad + \sum_{j=0}^{N-1} |h(\phi(y_{j+1})) - h(\phi(y_j))| \\ &\leq 2 \sum_{j=0}^{N-1} 16\nu L_{j+1} \\ &\leq \frac{32\nu}{\beta} L_N, \end{aligned}$$

where in the last line we used that $L_j = (1 + \beta)^j L_0$. Now since $x_0 \in R_0[x]$, $d(x, x_0) \leq L_0$, so $|h(\phi(x)) - h(\phi(x_0))| = O(L_0)$. Similarly, $|h(\phi(y)) - h(\phi(y_0))| = O(L_0)$. Also note that L_{N+1} is within a factor of 2 of $d(x, y)$. Thus the theorem follows. \square

6.2. Completion of the proof of height preservation.

LEMMA 6.5. *Let $\phi : X(m, n) \rightarrow X(m', n')$ be a (κ, C) quasi-isometry. Then for any $\eta \ll 1$, there exists $C_1 > 0$ (depending on η, κ, C) such that for any vertical geodesic ray γ , $\phi \circ \gamma$ is (η, C_1) -weakly monotone.*

Proof. This is a corollary of Theorem 6.1. Suppose γ is a vertical geodesic ray parametrized by arclength, and suppose $\bar{\gamma} = \phi \circ \gamma$. Suppose $0 < t_1 < t_2$ are such that $h(\bar{\gamma}(t_1)) = h(\bar{\gamma}(t_2))$. We now apply Theorem 6.1 to ϕ^{-1} instead of ϕ (with $x = \bar{\gamma}(t_1)$) and $y = \bar{\gamma}(t_2)$). We get $|h(\gamma(t_1)) - h(\gamma(t_2))| \leq \theta d(\bar{\gamma}(t_1), \bar{\gamma}(t_2)) + O(M)$, i.e.,

$$|t_2 - t_1| \leq \theta \kappa^2 |t_2 - t_1| + O(M).$$

That is to say, $\bar{\gamma}$ is $(\theta \kappa^2, O(M))$ -weakly monotone. \square

Proof of Theorem 2.1 and Theorem 2.3. Suppose p_1 and p_2 are two points of $X(m, n)$, with $h(p_1) = h(p_2)$. We can find q_1, q_2 in $X(m, n)$ such that p_1, p_2, q_1, q_2 form a quadrilateral. By Lemma 6.5, each of the segments γ_{ij} connecting a point in the $O(1)$ neighborhood of p_i to a point in the $O(1)$ neighborhood of q_j maps under ϕ to an $O(\eta, C_1)$ -weakly monotone quasi-geodesic segment. Then by Lemma 4.6, and Lemma 3.1, we see that $h(\phi(p_1)) = h(\phi(p_2)) + O(C_1)$. \square

7. Deduction of rigidity results

The purpose of this section is to apply the previous results on self quasi-isometries of $\text{Sol}(m, n)$ and the DL-graphs to understand all finitely generated groups quasi-isometric to either one. This follows a standard outline: if Γ is quasi-isometric to X , then Γ quasi-acts on X . (In this case that just means there is a homomorphism $\Gamma \rightarrow \text{QI}(X)$ with uniformly bounded constants.) We then need to show that such a quasi-action can be conjugated to an isometric action. The basic ingredients we need to do this are the following.

THEOREM 7.1 ([FM99]). *Every uniform quasi-similarity action on \mathbb{R} is bilipschitz conjugate to a similarity action.*

The proof of this theorem makes substantial use of work of Hinkannen [Hin85] who had shown that a uniform quasi-symmetric action was quasi-symmetrically conjugate to a symmetric action.

THEOREM 7.2 ([MSW03]). *Let Γ have a uniform quasi-similarity action on \mathbb{Q}_m . If the Γ action is cocompact on the space of pairs of distinct points in \mathbb{Q}_m , then there is some n and a similarity action of Γ on \mathbb{Q}_n that is bilipschitz conjugate to the given quasi-similarity action.*

It is useful to think about these results in a quasi-action interpretation. One can view \mathbb{R} as $S^1 - \{\text{pt}\}$ and interpret a uniform quasi-similarity action on \mathbb{R} as the boundary of a quasi-action on \mathbb{H}^2 fixing a point at infinity. The result of Farb and Mosher then says that this quasi-action is quasi-conjugate to an isometric action on \mathbb{H}^2 . The interpretation of the second result is similar, with a tree of valence $m + 1$ replacing \mathbb{H}^2 . The hypothesis of cocompactness on pairs in that theorem then translates to cocompactness of the quasi-action on the tree.

We now state and prove a result that immediately implies Theorem 1.2. This result is also used in [EFW].

THEOREM 7.3. *Assume every (κ, C) self quasi-isometry of $\text{Sol}(m, n)$ is at bounded distance from a b -standard map where $b = b(\kappa, C)$. Then any uniform group of quasi-isometries of $\text{Sol}(m, n)$ is virtually a lattice in $\text{Sol}(m, n)$.*

Proof. Let $f : \Gamma \rightarrow \text{Sol}(m, n)$ be a quasi-isometry. For each γ in Γ , we have the self-quasi-isometry T_γ of $\text{Sol}(m, n)$ given by

$$x \mapsto f(\gamma f^{-1}(x)).$$

By Theorem 2.1, T_γ is bounded distance from a standard map. On a subgroup Γ' of Γ of index at most two, this gives a homomorphism $\Phi : \Gamma' \rightarrow \text{Qsim}(\mathbb{R}) \times \text{Qsim}(\mathbb{R})$. By Theorem 7.1, each of these quasi-similarity actions on \mathbb{R} can be bilipschitz conjugated to a similarity action. This gives $\Psi : \Gamma' \rightarrow \text{Sim}(\mathbb{R}) \times \text{Sim}(\mathbb{R})$.

Since the quasi-isometries T_γ have uniformly bounded constants, we know that the stretch factors of the two quasi-similarity actions Φ are approximately on the curve (e^{mt}, e^{-nt}) , meaning that the products weighted by these factors are uniformly close to 1. Therefore, this is true for Ψ as well. So, in the sequence

$$\Gamma' \rightarrow \text{Sim}(\mathbb{R}) \times \text{Sim}(\mathbb{R}) \rightarrow \mathbb{R} \times \mathbb{R},$$

where the final map is the log of the stretch factor, we know that the image lies within a bounded neighborhood of the line $ny = -mx$. Since the image is a subgroup, this implies that it must lie on this line. Since the subgroup of $\text{Sim}(\mathbb{R}) \times \text{Sim}(\mathbb{R})$ above this line is $\text{Sol}(m, n)$, we have produced a homomorphism

$$\Psi : \Gamma' \rightarrow \text{Sol}(m, n).$$

We now show that the kernel is finite and the image discrete and cocompact. This follows essentially from the fact that the map f is a quasi-isometry.

Consider a compact subset $K \subset \text{Sol}(m, n)$. The set $F = \Psi^{-1}(K)$ consists of maps with uniformly bounded stretch factors, and that move the origin at most a bounded amount. Transporting this information back to the standard maps of $\text{Sol}(m, n)$, we see that for $\gamma \in F$, the maps T_γ move the identity a

uniformly bounded amount. However, the quasi-action T of Γ on $\text{Sol}(m, n)$ is the f -conjugate of the left action of Γ on Γ . This action is proper, so we conclude that F is finite. This implies that Ψ has finite kernel and discrete image. In the same way, the fact that the Γ action on Γ is transitive implies that the image of Ψ is cocompact.

Thus, the image of Γ' is a lattice in $\text{Sol}(m, n)$. □

This proves Theorem 1.2, since if $m \neq n$, the group $\text{Sol}(m, n)$ is not unimodular and therefore does not contain lattices. We next prove Theorem 1.4. In fact, we show

THEOREM 7.4. *Assume every (κ, C) self quasi-isometry of $\text{DL}(m, n)$ is at bounded distance from a b -standard map where $b = b(\kappa, C)$. Then any uniform group of quasi-isometries of $\text{DL}(m, n)$ is virtually a lattice in $\text{Isom}(\text{DL}(n', n'))$, where n', m, n are all powers of a common integer.*

Some complications arise from the differences between Theorem 7.2 and Theorem 7.1. We need the following theorem of Cooper.

THEOREM 7.5 ([Coo98]). *The metric spaces \mathbb{Q}_p and \mathbb{Q}_q are bilipschitz equivalent if and only if there are integers d, s, t so that $p = d^s$ and $q = d^t$.*

This immediately implies a weaker version Theorem 1.5. We now turn to Theorem 7.4.

Proof. We proceed as in the previous proof for $\text{Sol}(m, n)$. The first difference is that to apply Theorem 7.2 we need to know that the quasi-similarity actions of Γ' on \mathbb{Q}_n and \mathbb{Q}_m are cocompact on pairs of points. As discussed above, this is equivalent to asking the corresponding quasi-action on the trees of valence $n + 1$ and $m + 1$ to be cocompact. This then follows immediately from the fact that Γ' is cocompact on $\text{DL}(m, n)$.

Thus we have $\Psi : \Gamma' \rightarrow \text{Sim}(\mathbb{Q}_a) \times \text{Sim}(\mathbb{Q}_b)$ for some a and b . Thus we know that we have d_i, s_i, t_i for $i = 1, 2$ with $n = d_1^{s_1}$, $m = d_2^{s_2}$ and that

$$\Psi : \Gamma' \rightarrow \text{Sim}(\mathbb{Q}_{d_1^{t_1}}) \times \text{Sim}(\mathbb{Q}_{d_2^{t_2}}).$$

We know, as before, that the weighted stretch factors are approximate inverses. In this case the stretch factors are in \mathbb{Z} ; in $\text{Sim}(\mathbb{Q}_m)$ one can stretch only by powers of m . Thus the image is a subgroup lying on the line $\{(a, b); a * \log d_1 * \frac{t_1}{s_1} + b * \log d_2 * \frac{t_2}{s_2} = 0\}$. For this to be a nonempty subgroup of \mathbb{Z}^2 we must have $\frac{\log d_1}{\log d_2}$ rational, which implies that there is a d with $d_1 = d^u$, $d_2 = d^v$ for some u and v .

There is still some ambiguity in the choices, since many groups occur as subgroups of $\text{Sim}(\mathbb{Q}_{p^k})$ for many different k . As in the construction of [MSW03], we can make the choices unique by choosing the t_i the maximum

possible, so that all powers of $d_i^{t_i}$ occur as stretch factors. With these choices we are forced to have the line $\{(a, b) : a + b = 0\}$ as this is the only line of negative slope in \mathbb{Z}^2 surjecting to both factors. Thus we have $\Psi : \Gamma' \rightarrow \text{Sim}(\mathbb{Q}_{d^{t_1}}) \times \text{Sim}(\mathbb{Q}_{d^{t_2}})$, with the image contained in the subgroup having inverse stretch factors. This group is, up to finite index, $\text{Isom}(\text{DL}(d^{t_1}, d^{t_2}))$. So we have

$$\Psi : \Gamma' \rightarrow \text{Isom}(\text{DL}(d^{t_1}, d^{t_2})).$$

Exactly as before, one can see that the kernel is finite and the image is a lattice, which implies that $t_1 = t_2$. This implies that Γ is amenable, and hence it and $\text{DL}(m, n)$ have metric Følner sets. This is true only for $m = n$, which completes the proof. \square

This immediately implies Theorem 1.4, since $\text{DL}(m, n)$ is only amenable as a metric space when $m = n$.

Proof of Theorem 1.3. Since all $\text{Sol}(n, n)$ are obviously quasi-isometric to one another, it suffices to consider the case $m \neq n$. This then follows immediately from Theorem 2.1 and [FM00a, Th. 5.1]. \square

PROPOSITION 7.6. *Theorem 2.3 implies Theorem 1.5.*

Proof. In view of Theorem 2.3, the proof of this result is similar to the last one. The point is that (up to permuting m and n) the quasi-isometry $\text{DL}(m, n) \rightarrow \text{DL}(m', n')$ induces quasi-similarities $\mathbb{Q}_n \rightarrow \mathbb{Q}_{n'}$ and $\mathbb{Q}_m \rightarrow \mathbb{Q}_{m'}$. Theorem 7.5 then implies that m and m' are both powers of some number d and that n and n' are both powers of some number s . However, since the quasi-similarities both come from the same map on vertical geodesics, the scale factors must agree. This immediately implies $\log m' / \log m = \log n' / \log n$. \square

References

- [BJL⁺99] S. BATES, W. B. JOHNSON, J. LINDENSTRAUSS, D. PREISS, and G. SCHECHTMAN, Affine approximation of Lipschitz functions and nonlinear quotients, *Geom. Funct. Anal.* **9** (1999), 1092–1127. MR 1736929. Zbl 0954.46014. <http://dx.doi.org/10.1007/s000390050108>.
- [BLPS99] I. BENJAMINI, R. LYONS, Y. PERES, and O. SCHRAMM, Group-invariant percolation on graphs, *Geom. Funct. Anal.* **9** (1999), 29–66. MR 1675890. Zbl 0924.43002. <http://dx.doi.org/10.1007/s000390050080>.
- [BL00] Y. BINYAMINI and J. LINDENSTRAUSS, *Geometric Nonlinear Functional Analysis*, *Amer. Math. Soc. Colloq. Publ.* **48**, Amer. Math. Soc., Providence, RI, 2000. MR 1727673. Zbl 0946.46002.
- [Bou87] J. BOURGAIN, Remarks on the extension of Lipschitz maps defined on discrete sets and uniform homeomorphisms, in *Geometrical Aspects of*

- Functional Analysis* (1985/86), *Lecture Notes in Math.* **1267**, Springer-Verlag, New York, 1987, pp. 157–167. MR 0907692. Zbl 0633.46018. <http://dx.doi.org/10.1007/BFb0078143>.
- [Coo98] D. COOPER, Appendix to bilipschitz homeomorphisms of self-similar cantor sets ([FM98]), *Invent. Math.* **131** (1998), 419–451. MR 1608595. Zbl 0937.22003. <http://dx.doi.org/10.1007/s002220050210>.
- [DL01] R. DIESTEL and I. LEADER, A conjecture concerning a limit of non-Cayley graphs, *J. Algebraic Combin.* **14** (2001), 17–25. MR 1856226. Zbl 0985.05020. <http://dx.doi.org/10.1023/A:1011257718029>.
- [Esk98] A. ESKIN, Quasi-isometric rigidity of nonuniform lattices in higher rank symmetric spaces, *J. Amer. Math. Soc.* **11** (1998), 321–361. MR 1475886. Zbl 0885.22017. <http://dx.doi.org/10.1090/S0894-0347-98-00256-2>.
- [EF97] A. ESKIN and B. FARB, Quasi-flats and rigidity in higher rank symmetric spaces, *J. Amer. Math. Soc.* **10** (1997), 653–692. MR 1434399. Zbl 0893.22004. <http://dx.doi.org/10.1090/S0894-0347-97-00238-5>.
- [EFW] A. ESKIN, D. FISHER, and K. WHYTE, Coarse differentiation of quasi-isometries II; Rigidity for lattices in Sol and Lamplighter groups, in preparation. arXiv 0706.0940.
- [EFW07] ———, Quasi-isometries and rigidity of solvable groups, *Pure Appl. Math. Q.* **3** (2007), 927–947. MR 2402598. Zbl 1167.22007.
- [FM98] B. FARB and L. MOSHER, A rigidity theorem for the solvable Baumslag-Solitar groups, *Invent. Math.* **131** (1998), 419–451, with an appendix by Daryl Cooper. MR 1608595. Zbl 0937.22003. <http://dx.doi.org/10.1007/s002220050210>.
- [FM99] ———, Quasi-isometric rigidity for the solvable Baumslag-Solitar groups. II, *Invent. Math.* **137** (1999), 613–649. MR 1709862. Zbl 0931.20035. <http://dx.doi.org/10.1007/s002220050337>.
- [FM00a] ———, On the asymptotic geometry of abelian-by-cyclic groups, *Acta Math.* **184** (2000), 145–202. MR 1768110. Zbl 0982.20026. <http://dx.doi.org/10.1007/BF02392628>.
- [FM00b] ———, Problems on the geometry of finitely generated solvable groups, in *Crystallographic Groups and their Generalizations* (Kortrijk, 1999), *Contemp. Math.* **262**, Amer. Math. Soc., Providence, RI, 2000, pp. 121–134. MR 1796128. Zbl 0983.20038.
- [FS96] B. FARB and R. SCHWARTZ, The large-scale geometry of Hilbert modular groups, *J. Differential Geom.* **44** (1996), 435–478. MR 1431001. Zbl 0871.11035. Available at <http://projecteuclid.org/euclid.jdg/1214459217>.
- [Gro81] M. GROMOV, Groups of polynomial growth and expanding maps, *Inst. Hautes Études Sci. Publ. Math.* **53** (1981), 53–73. MR 0623534. Zbl 0474.20018. <http://dx.doi.org/10.1007/BF02698687>.
- [Gro84] ———, Infinite groups as geometric objects, in *Proceedings of the International Congress of Mathematicians, Vol. 1, 2* (Warsaw, 1983), PWN, Warsaw, 1984, pp. 385–392. MR 0804694. Zbl 0586.20016.

- [Gro93] M. GROMOV, Asymptotic invariants of infinite groups, in *Geometric Group Theory, Vol. 2* (Sussex, 1991), *London Math. Soc. Lecture Note Ser.* **182**, Cambridge Univ. Press, Cambridge, 1993, pp. 1–295. MR 1253544. Zbl 0841.20039.
- [Hei01] J. HEINONEN, *Lectures on Analysis on Metric Spaces*, Universitext, Springer-Verlag, New York, 2001. MR 1800917. Zbl 0985.46008.
- [Hin85] A. HINKKANEN, Uniformly quasisymmetric groups, *Proc. London Math. Soc.* **51** (1985), 318–338. MR 0794115. Zbl 0574.30022. <http://dx.doi.org/10.1112/plms/s3-51.2.318>.
- [JLS96] W. B. JOHNSON, J. LINDENSTRAUSS, and G. SCHECHTMAN, Banach spaces determined by their uniform structures, *Geom. Funct. Anal.* **6** (1996), 430–470. MR 1392325. Zbl 0864.46008. <http://dx.doi.org/10.1007/BF02249259>.
- [Kle] B. KLEINER, personal communication.
- [KL97] B. KLEINER and B. LEEB, Rigidity of quasi-isometries for symmetric spaces and Euclidean buildings, *Inst. Hautes Études Sci. Publ. Math.* **86** (1997), 115–197. MR 1608566. Zbl 0910.53035. <http://dx.doi.org/10.1007/BF02698902>.
- [Mat99] J. MATOUŠEK, On embedding trees into uniformly convex Banach spaces, *Israel J. Math.* **114** (1999), 221–237. MR 1738681. Zbl 0948.46011. <http://dx.doi.org/10.1007/BF02785579>.
- [Moe11] R. MOELLER, letter to W. Woess, 2011.
- [MSW03] L. MOSHER, M. SAGEEV, and K. WHYTE, Quasi-actions on trees. I. Bounded valence, *Ann. of Math.* **158** (2003), 115–164. MR 1998479. Zbl 1038.20016. <http://dx.doi.org/10.4007/annals.2003.158.115>.
- [Pan89a] P. PANSU, Dimension conforme et sphère à l’infini des variétés à courbure négative, *Ann. Acad. Sci. Fenn. Ser. A I Math.* **14** (1989), 177–212. MR 1024425. Zbl 0722.53028.
- [Pan89b] ———, Métriques de Carnot-Carathéodory et quasiisométries des espaces symétriques de rang un, *Ann. of Math.* **129** (1989), 1–60. MR 0979599. Zbl 0678.53042. <http://dx.doi.org/10.2307/1971484>.
- [PGS06] Y. PERES, P. GÁBOR, and A. SCOLNICOV, Critical percolation on certain nonunimodular graphs, *New York J. Math.* **12** (2006), 1–18 (electronic). MR 2217160. Zbl 1103.60079. Available at <http://nyjm.albany.edu:8000/j/2006/12.1.html>.
- [Pre90] D. PREISS, Differentiability of Lipschitz functions on Banach spaces, *J. Funct. Anal.* **91** (1990), 312–345. MR 1058975. Zbl 0711.46036. [http://dx.doi.org/10.1016/0022-1236\(90\)90147-D](http://dx.doi.org/10.1016/0022-1236(90)90147-D).
- [Sch95] R. E. SCHWARTZ, The quasi-isometry classification of rank one lattices, *Inst. Hautes Études Sci. Publ. Math.* **82** (1995), 133–168. MR 1383215. Zbl 0852.22010. <http://dx.doi.org/10.1007/BF02698639>.
- [Sch96] ———, Quasi-isometric rigidity and Diophantine approximation, *Acta Math.* **177** (1996), 75–112. MR 1417087. Zbl 1029.11038. <http://dx.doi.org/10.1007/BF02392599>.

- [Sha04] Y. SHALOM, Harmonic analysis, cohomology, and the large-scale geometry of amenable groups, *Acta Math.* **192** (2004), 119–185. MR 2096453. Zbl 1064.43004. <http://dx.doi.org/10.1007/BF02392739>.
- [SW90] P. M. SOARDI and W. WOESS, Amenability, unimodularity, and the spectral radius of random walks on infinite graphs, *Math. Z.* **205** (1990), 471–486. MR 1082868. Zbl 0693.43001. <http://dx.doi.org/10.1007/BF02571256>.
- [Woe05] W. WOESS, Lamplighters, Diestel-Leader graphs, random walks, and harmonic functions, *Combin. Probab. Comput.* **14** (2005), 415–433. MR 2138121. Zbl 1066.05075. <http://dx.doi.org/10.1017/S0963548304006443>.
- [Wor07] K. WORTMAN, A finitely presented solvable group with a small quasi-isometry group, *Michigan Math. J.* **55** (2007), 3–24. MR 2320169. Zbl 1137.20034. <http://dx.doi.org/10.1307/mmj/1177681982>.

(Received: July 21, 2007)

(Revised: December 30, 2011)

UNIVERSITY OF CHICAGO, CHICAGO, IL
E-mail: eskin@math.uchicago.edu

INDIANA UNIVERSITY, BLOOMINGTON, IN
E-mail: fisherdm@indiana.edu

UNIVERSITY OF ILLINOIS AT CHICAGO, CHICAGO, IL
E-mail: kwhyte@math.uic.edu